# Montážní návod

(Montážny návod, Fitting instruction, Montageanleitumg, Instruzioni di montaggio, Monteringshandledning, Asennusohje, Instruction de montage, Montegehandleiding, Инструкция по установке)

# Elektropřípojka

## VOLKSWAGEN Passat Variant / Kombi 08/2014->

Elektroprípojka
Wiring kit
Trekhaakkabelset
E-satz
Faisceau D'attelage
Barra de remolque
Wiązka elektryczna
Vetokoukun vaijerisarja
Гачковий джгут

výrobce / dodavatel

**SVC Group s.r.o.**

**Odkaz na produkt:**
https://www.svcgroup.cz/tazne-zarizeni-sroubypevny-skoda-rapid-monte-carlo-10-2012-2018-p7283-v960

**www.svcgroup.cz**




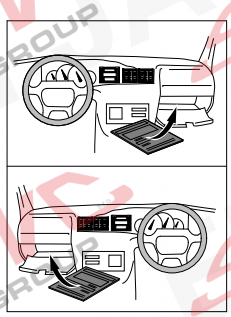



ERICH JAEGER

# AUDI A1 Sportsback

11/18 >>

## 748242

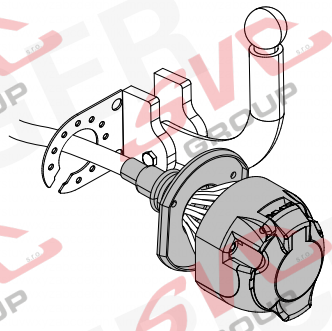

**13-PIN**

**ISO 11446**

Für aktuellste Version scannen
Scan for current version

- (D) Einbauanleitung
- (GB) Installation instructions
- (F) Consignes de montage
- (NL) Montagehandleiding
- (DK) Montagevejledning
- (N) Monteringsinstruksjon
- (S) Installationsanvisning
- (FIN) Asennusohje
- (I) Istruzioni per il montaggio
- (E) Instrucciones de montaje
- (P) Instruções de montagem
- (GR) Οδηγίες εγκατάστασης
- (CZ) Návod k montáži
- (PL) Instrukcja montażu
- (TR) Montaj talimatı
- (H) Beépítési útmutató
- (HR) Upute o ugradnji
- (BUL) Инструкция за монтаж
- (RO) Instrucţiuni de montaj
- (RU) Инструкция по монтажу и установке
- (LT) Montavimo informacija
- (LV) Iemontēšanas pamācība
- (EST) Paigaldusjuhend
- (SLO) Navodilo za vgradnjo
- (SK) Montážny návod

# OVERVIEW

## For vehicles with trailer preparation

### OPTION 1

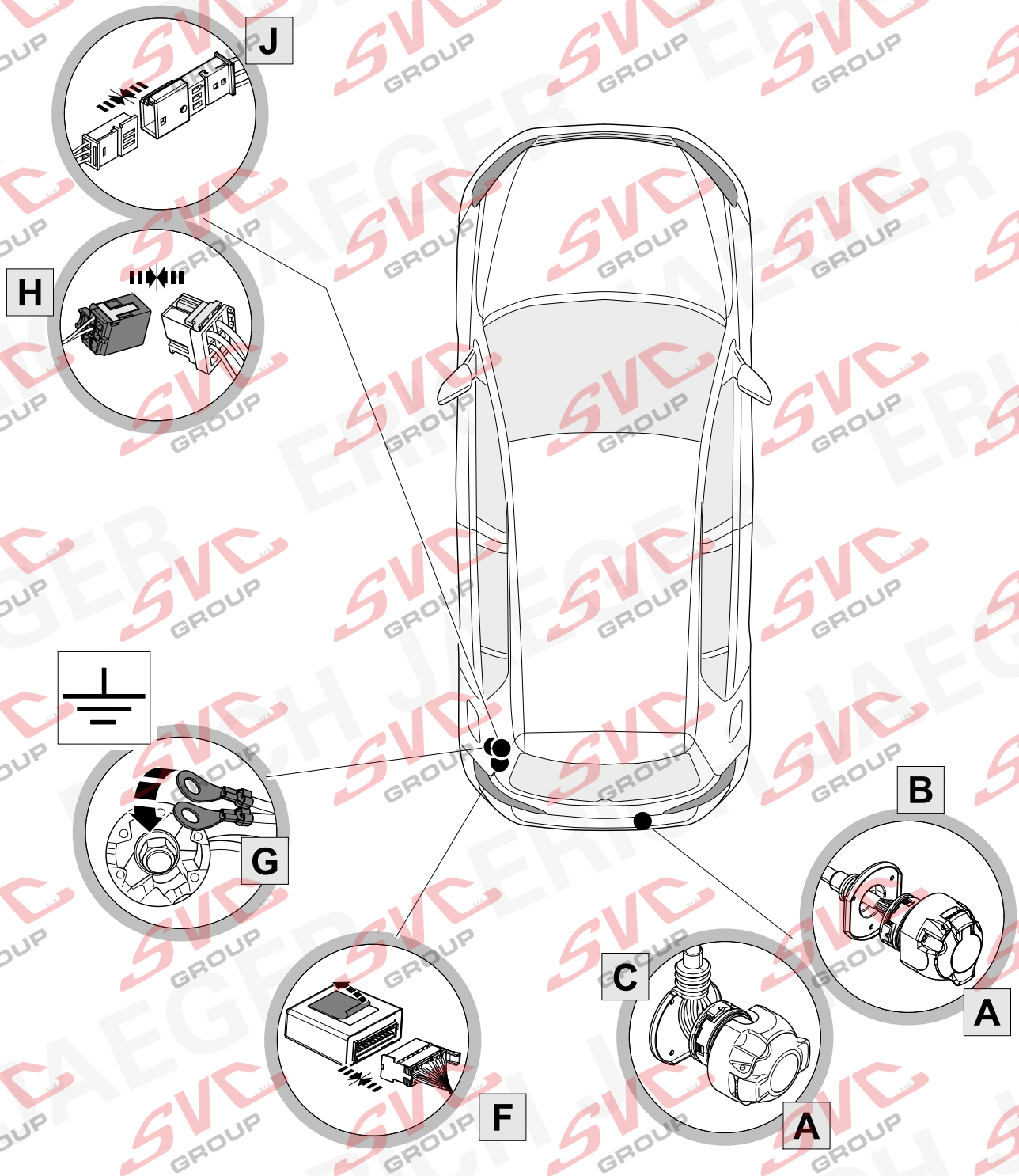



© Erich Jaeger GmbH + Co. KG, Straßheimer Str.10, D-61169 Friedberg,
Tel.: +49 (0) 6031 794-444 / e-mail: ekitsupport@erich-jaeger.de

# OVERVIEW

## For vehicles without trailer preparation

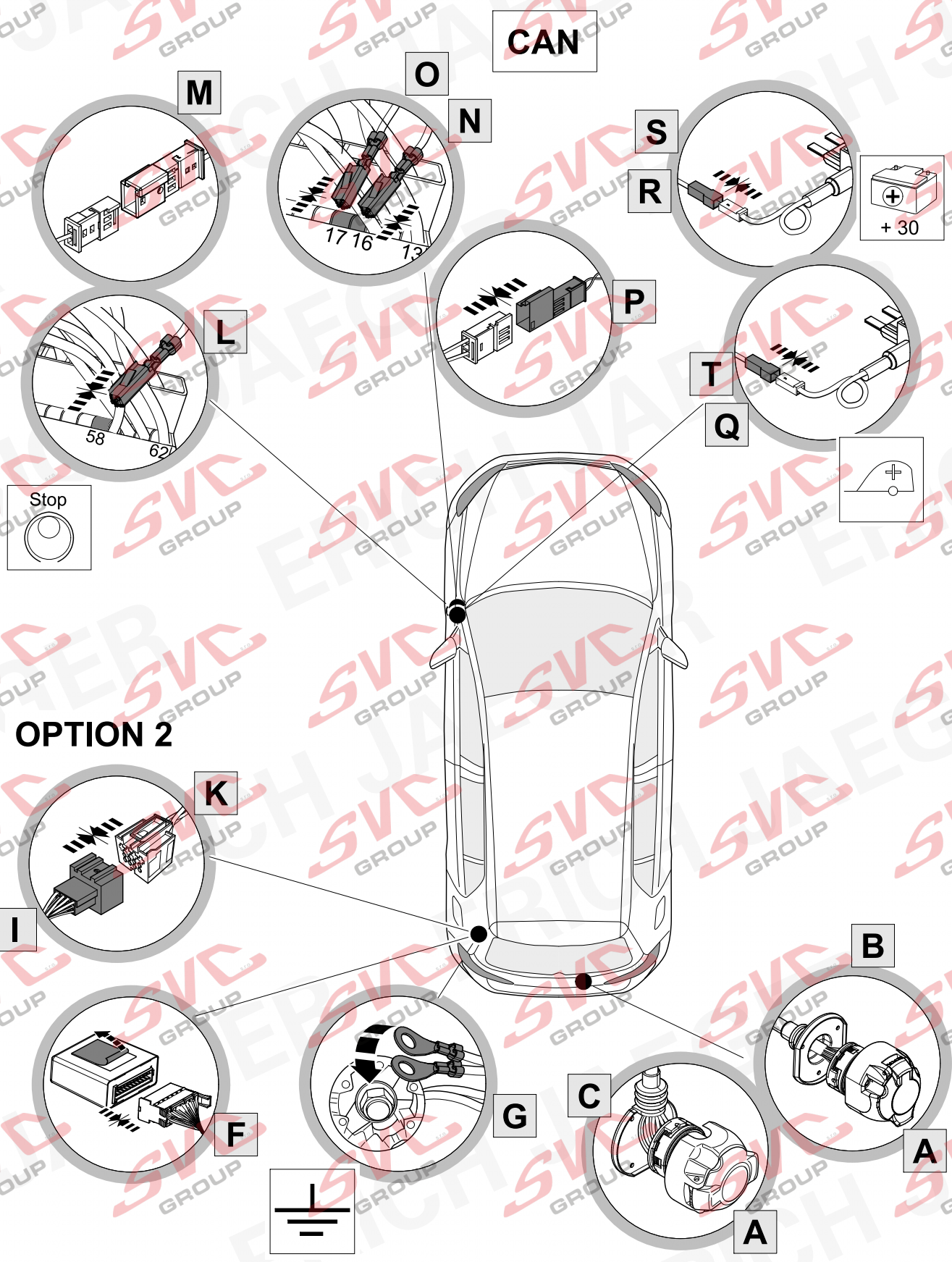




© Erich Jaeger GmbH + Co. KG, Straßheimer Str.10, D-61169 Friedberg,
Tel.: +49 (0) 6031 794-444 / e-mail: ekitsupport@erich-jaeger.de

# KIT

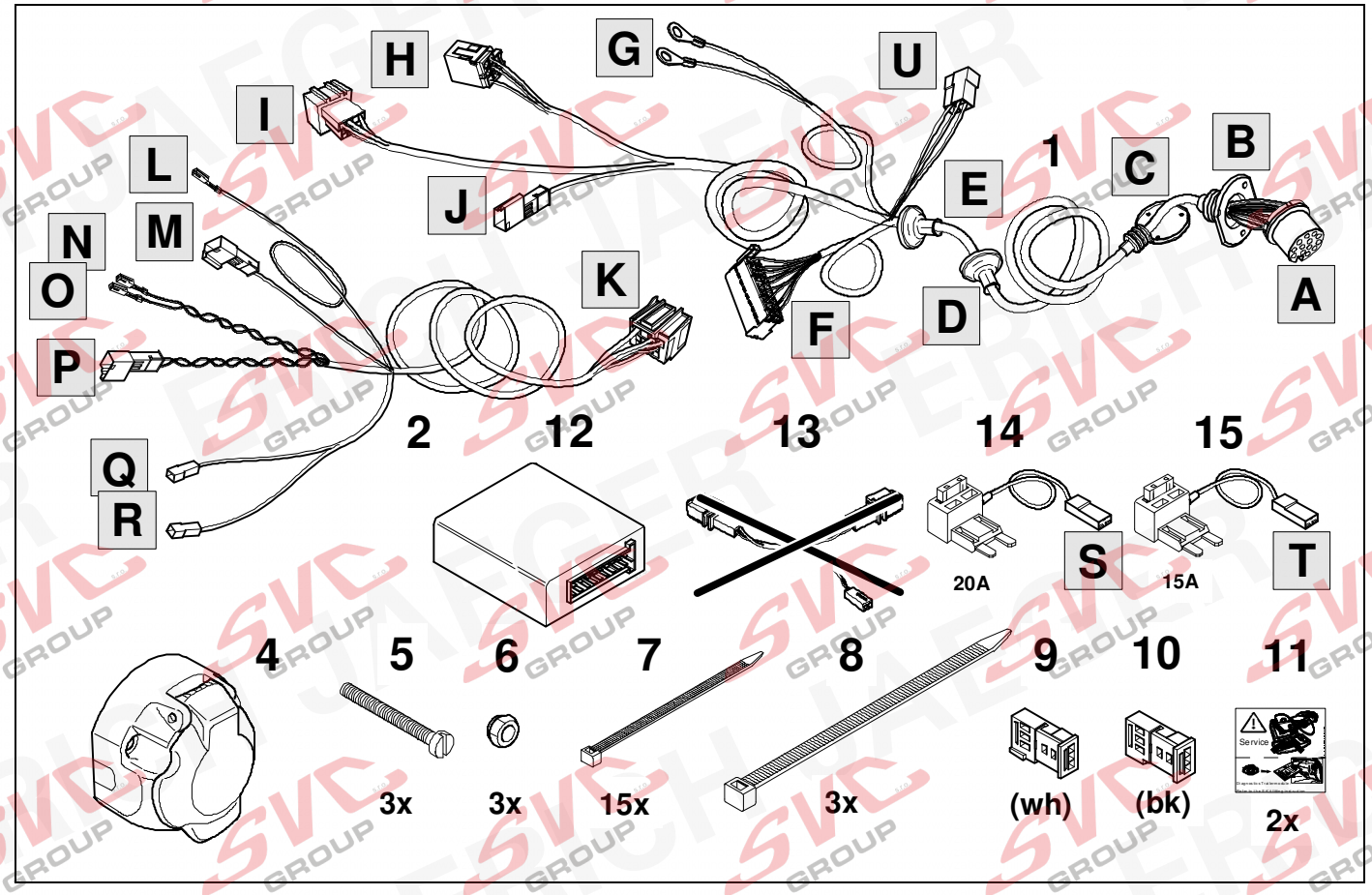


# TOOLS

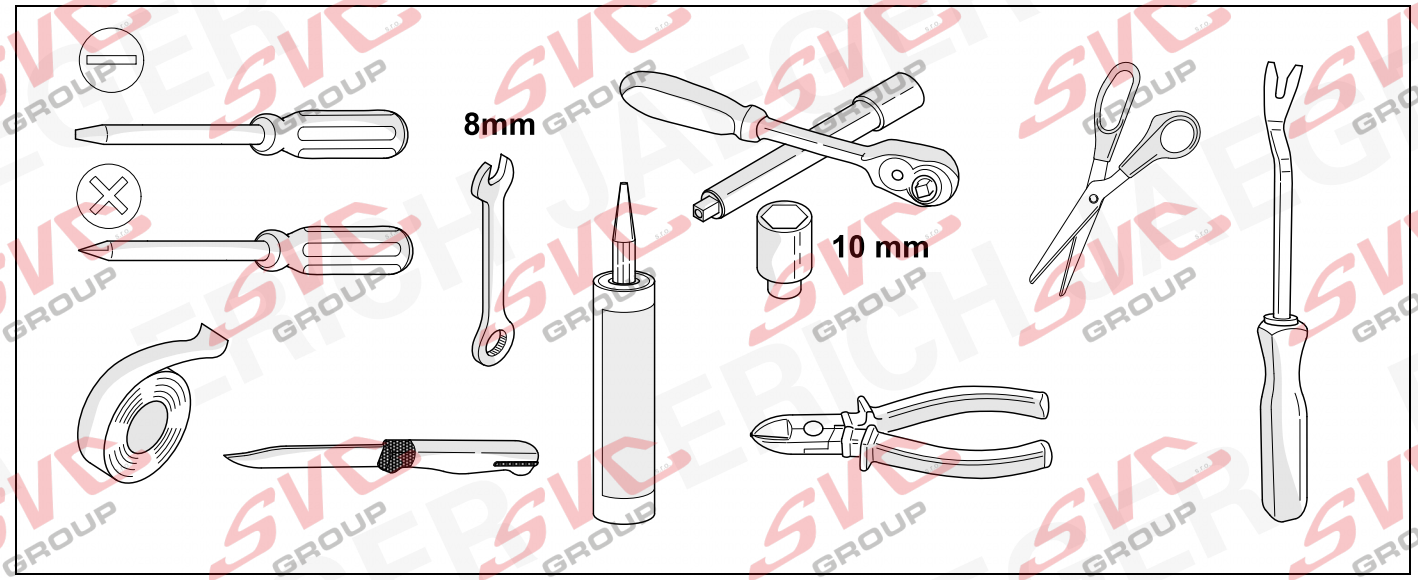




© Erich Jaeger GmbH + Co. KG, Straßheimer Str.10, D-61169 Friedberg,
Tel.: +49 (0) 6031 794-444 / e-mail: ekitsupport@erich-jaeger.de




1

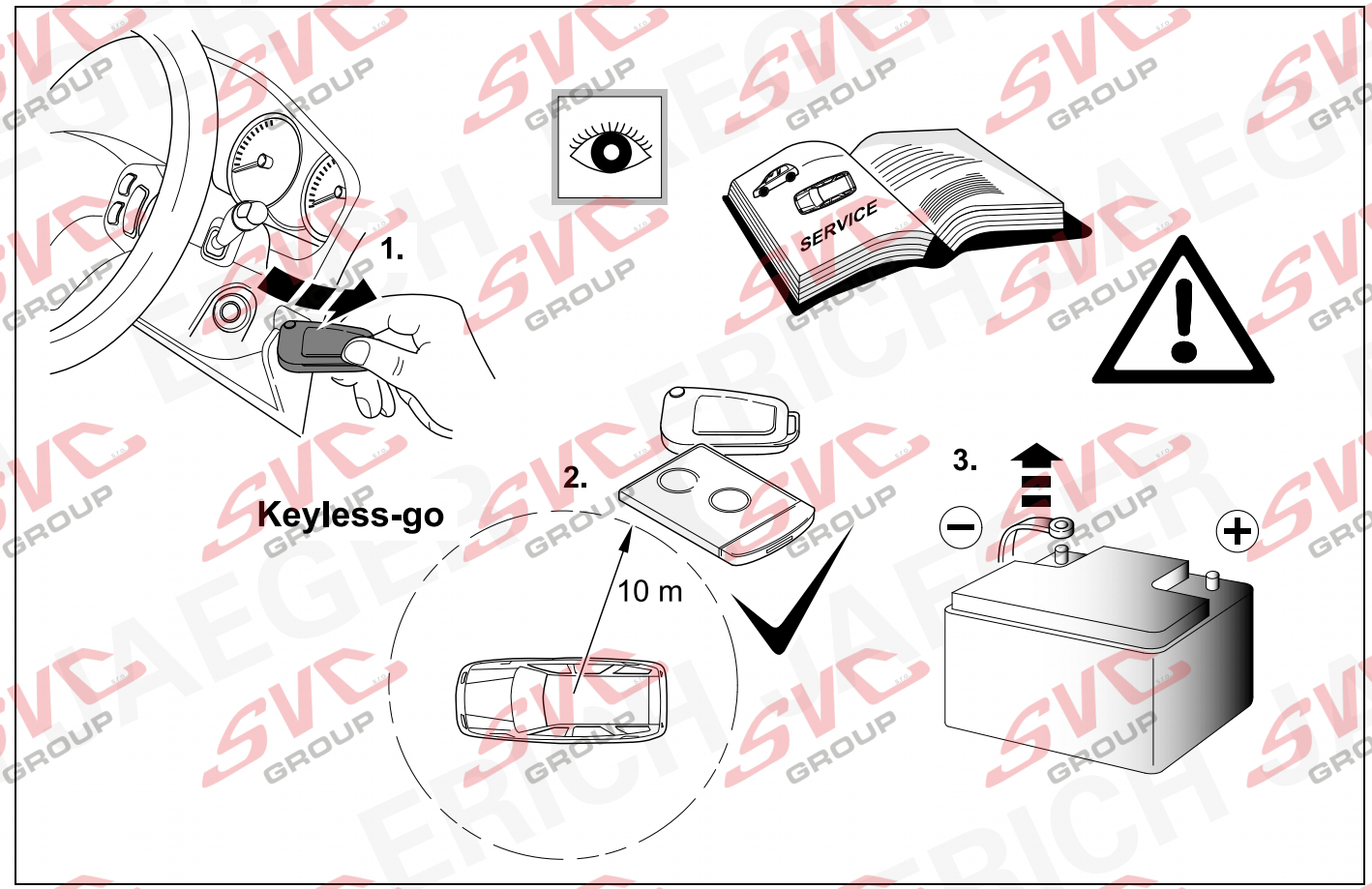



© Erich Jaeger GmbH + Co. KG, Straßheimer Str.10, D-61169 Friedberg,
Tel.: +49 (0) 6031 794-444 / e-mail: ekitsupport@erich-jaeger.de

## 2 REMOVE

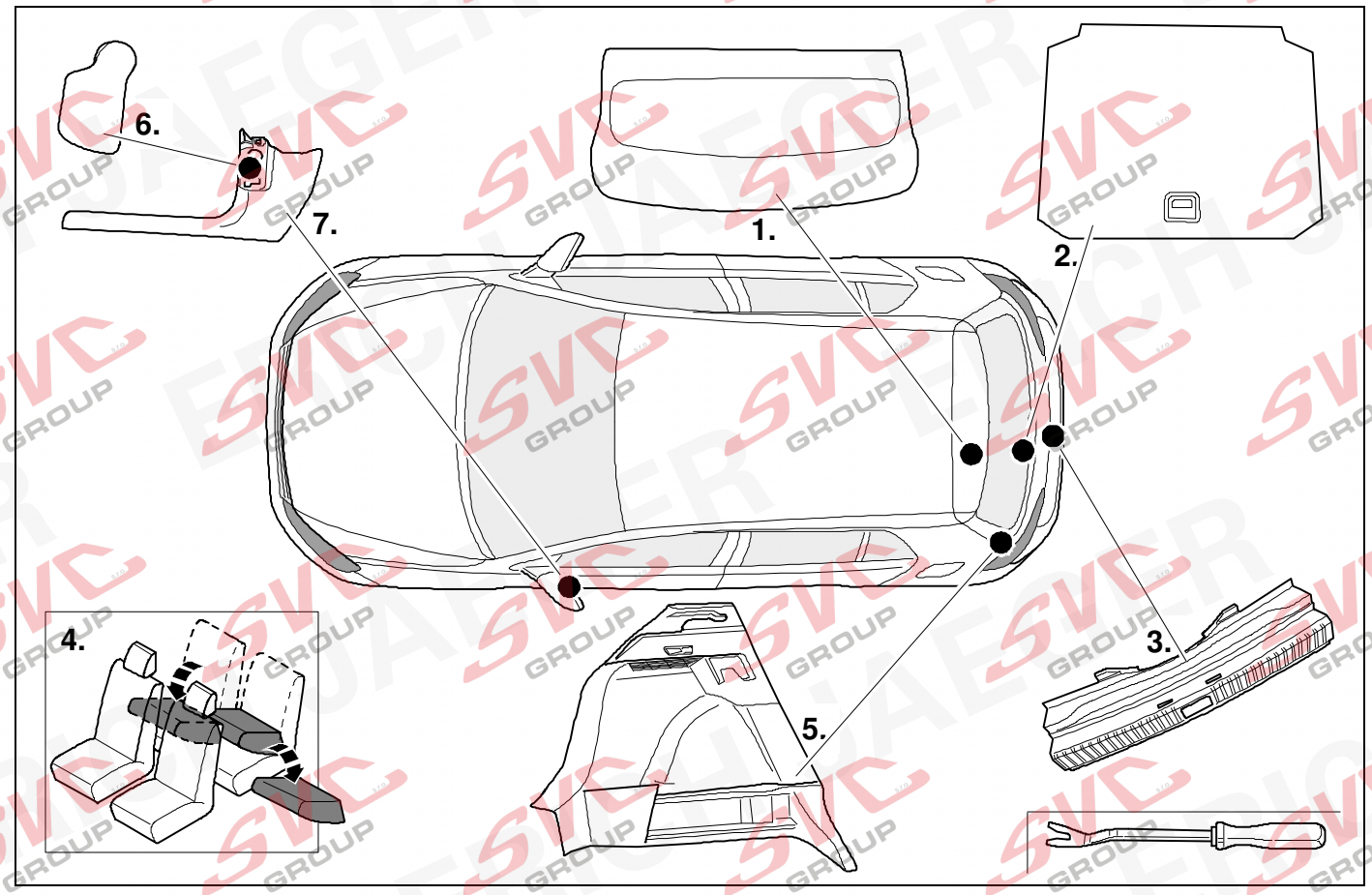


## 3

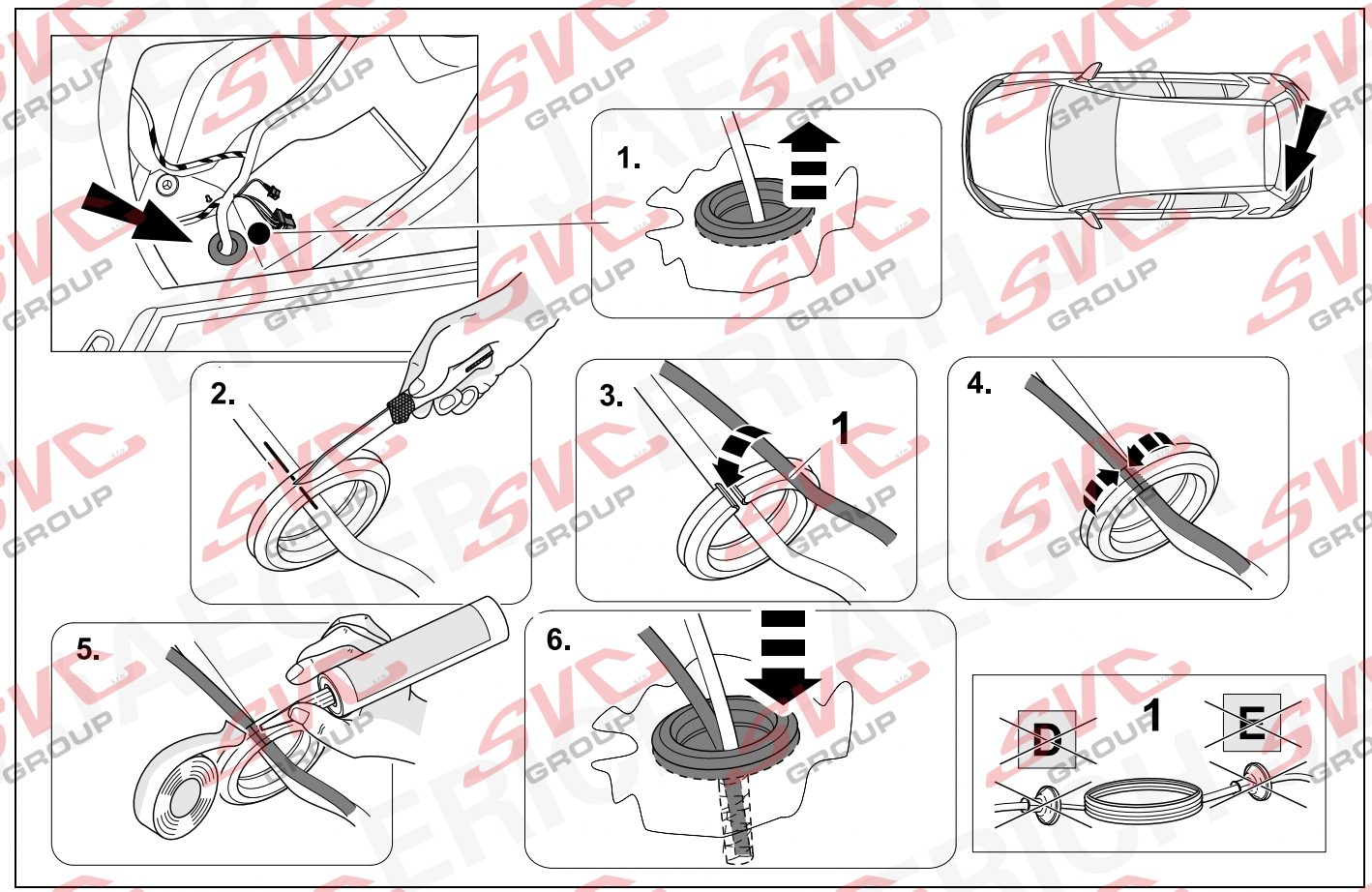



© Erich Jaeger GmbH + Co. KG, Straßheimer Str.10, D-61169 Friedberg,
Tel.: +49 (0) 6031 794-444 / e-mail: ekitsupport@erich-jaeger.de

## 4

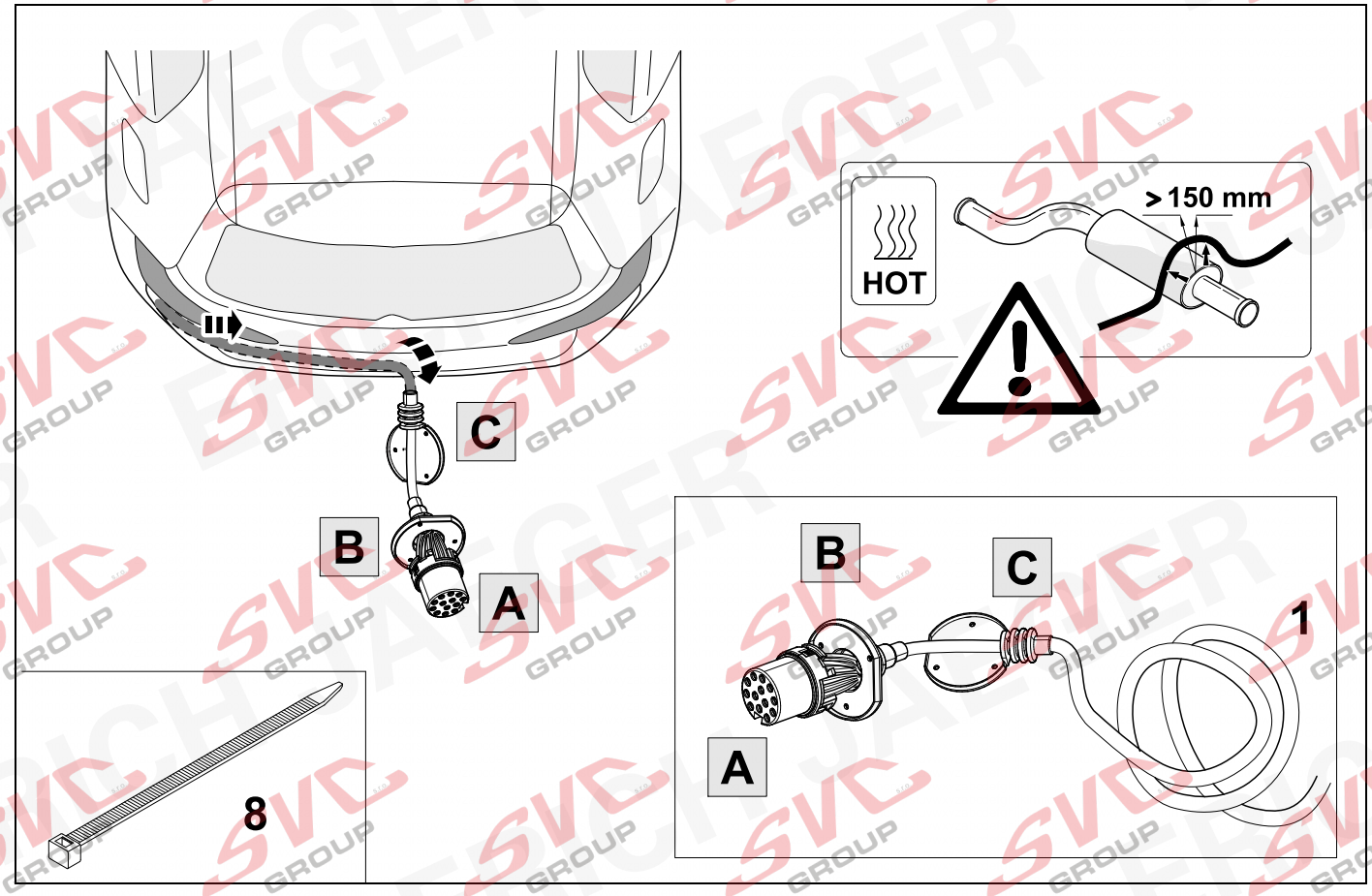


## 5

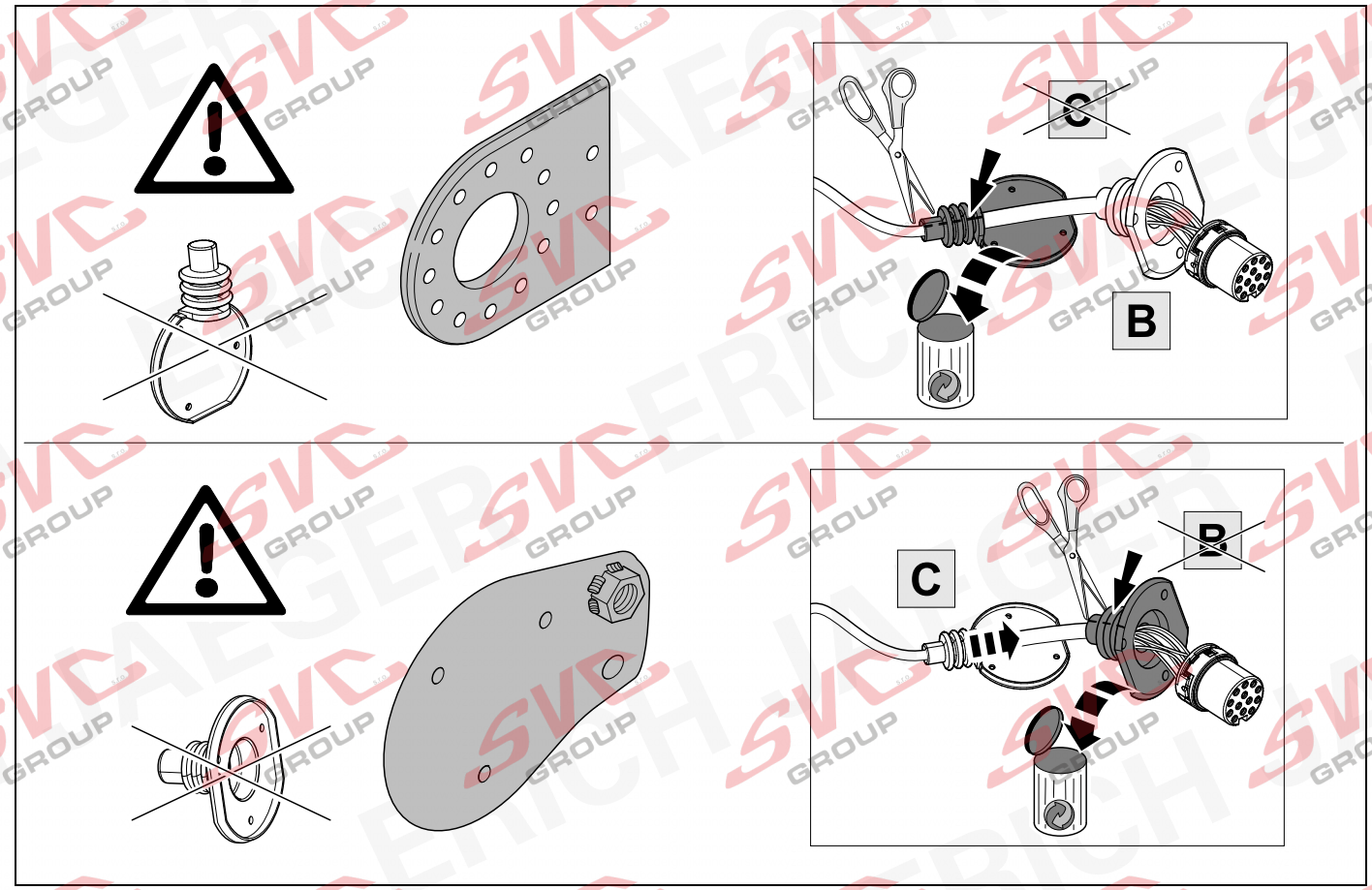



© Erich Jaeger GmbH + Co. KG, Straßheimer Str.10, D-61169 Friedberg,
Tel.: +49 (0) 6031 794-444 / e-mail: ekitsupport@erich-jaeger.de

6 ⇨ 8

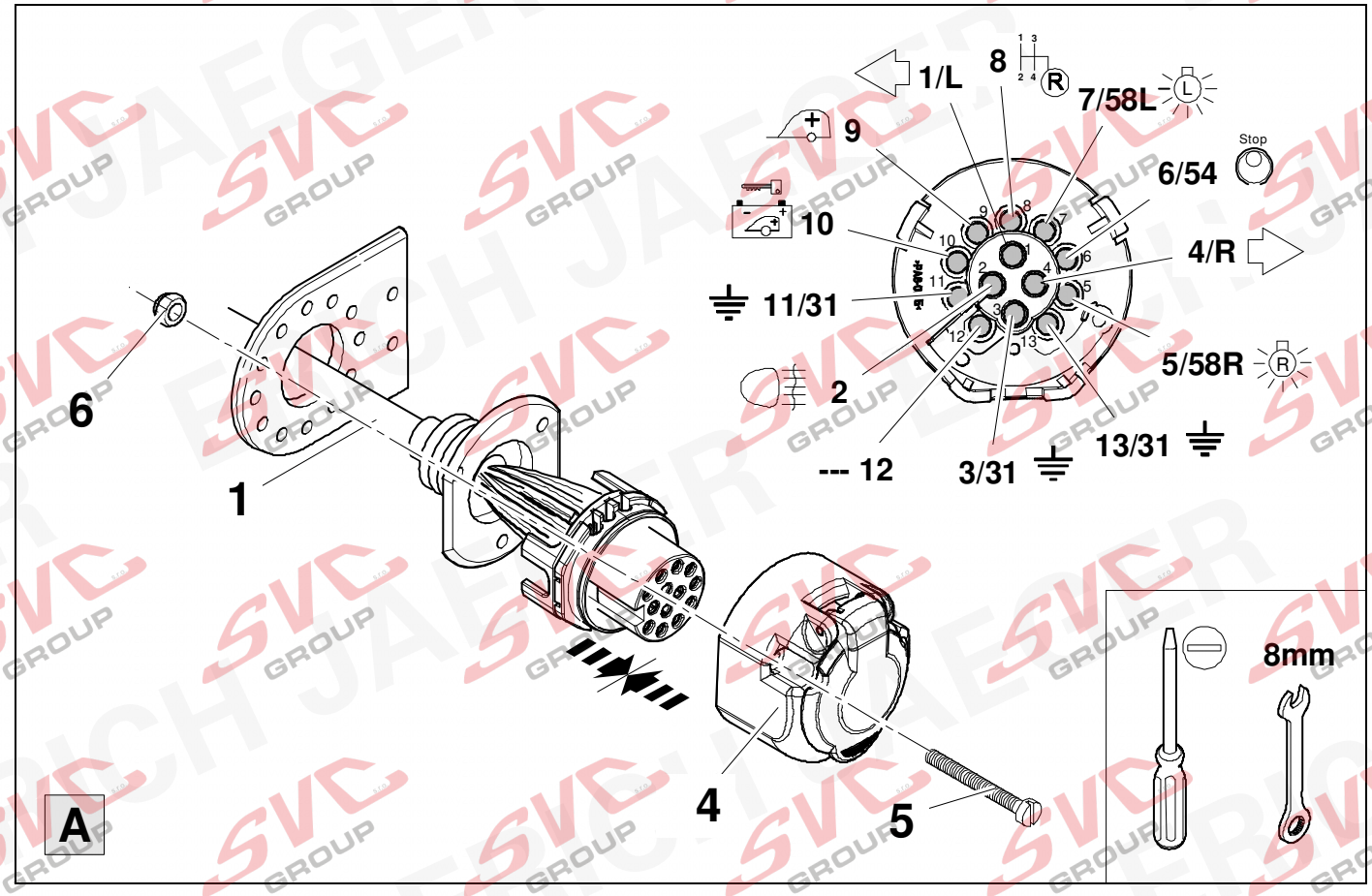


7 ⇨ 8

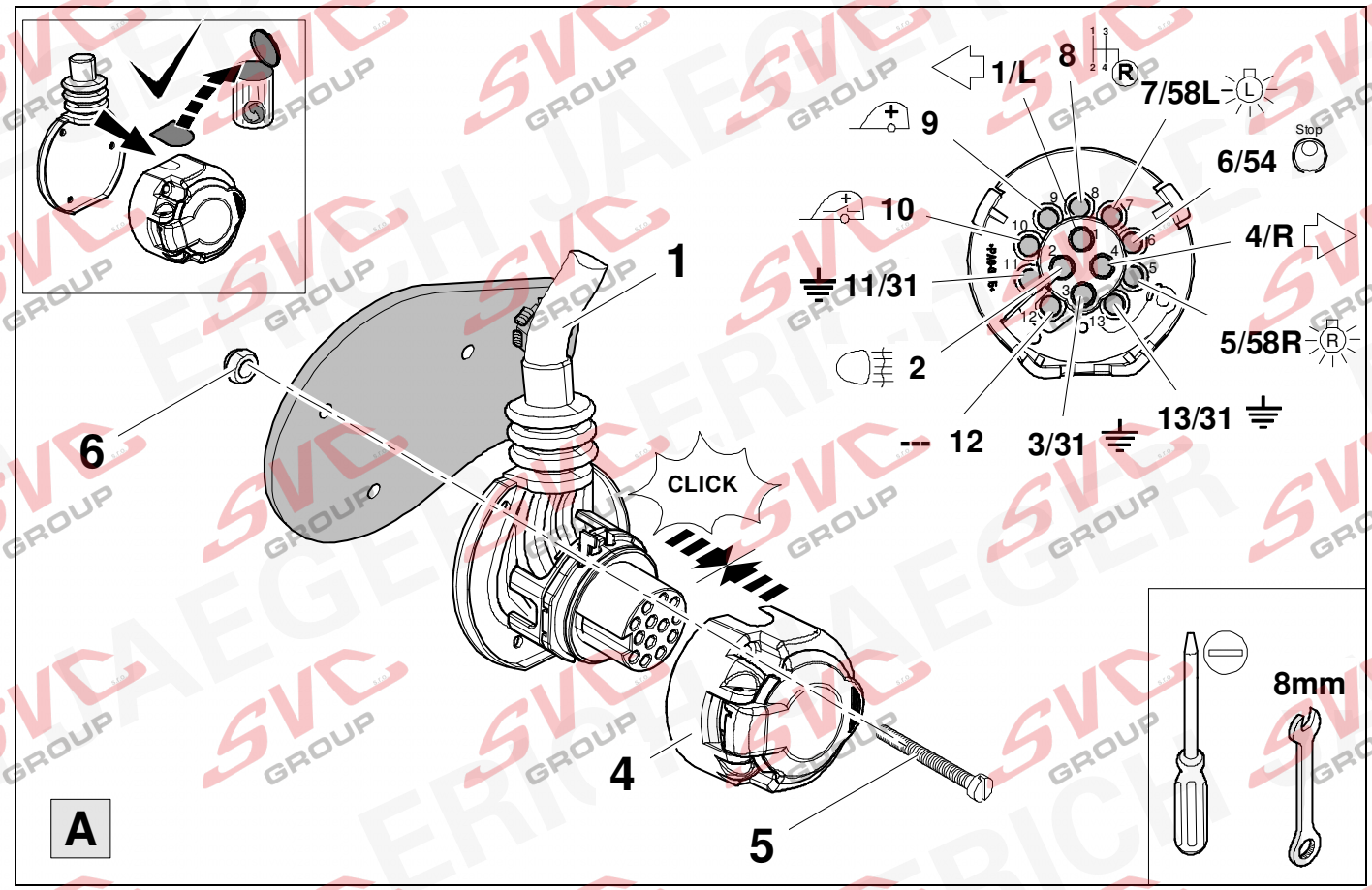



© Erich Jaeger GmbH + Co. KG, Straßheimer Str.10, D-61169 Friedberg,
Tel.: +49 (0) 6031 794-444 / e-mail: ekitsupport@erich-jaeger.de

8 ⇨ 9

| | | | | | |
|---|---|---|---|---|---|
| 1 | bk/wh | | 8 | bu/rd | |
| 2 | gy | | 9 | rd/bu | 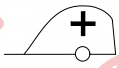 |
| 3 | wh/bn | | 10 | ye | |
| 4 | bk/gn | | 11 | bn/gn | |
| 5 | gy/rd | | 12 | no | -/- |
| 6 | bk/rd | | 13 | bn | |
| 7 | gy/bk | | | | |

| 9 | bk | wh | gy | gn | rd | bu | ye | bn | pu | or | no |
|---|---|---|---|---|---|---|---|---|---|---|---|
| D | schwarz | weiß | grau | grün | rot | blau | gelb | braun | violett | orange | nicht belegt |
| GB | black | white | grey | green | red | blue | yellow | brown | purple | orange | not occupied |
| F | noir | blanc | gris | vert | rouge | bleu | jaune | brun | violet | orange | inutilisé |
| NL | zwart | wit | grijs | groen | rood | blauw | geel | bruin | violet | oranje | niet aan-gesloten |
| DK | sort | hvid | grå | grøn | rød | blå | gul | brun | violet | orange | ikke anvendt |
| N | svart | hvit | grå | grønn | rød | blå | gul | brun | fiolett | oransje | ikke i bruk |
| S | svart | vit | grå | grön | röd | blå | gul | brun | violett | orange | ej använd |
| FIN | musta | valkoinen | harmaa | vihreä | punainen | sininen | keltainen | ruskea | violetti | oranssi | ei varattu |
| I | nero | bianco | grigio | verde | rosso | blu | giallo | marrone | viola | arancione | libero |
| E | negro | blanco | gris | verde | rojo | azul | amarillo | marrón | violeta | anaranja-do | no ocupado |
| P | preto | branco | cinzento | verde | vermelho | azul | amarelo | castanho | violeta | laranja | não ocupado |
| GR | μαύρος | λευκός | Γκρι | πράσινος | κόκκινος | μπλε | κίτρινος | καφέ | Μωβ | πορτοκαλί | δεν είναι κατ ειλημμένος |
| PL | czarny | biały | szaro | zielony | czerwony | niebiesko | żółty | brazowy | fioletowy | pomaran-czowy | wolny |
| CZ | černý | bílý | šedý | zelený | červený | modrý | žlutý | hnědý | fialový | oranžový | neo-bsazen |
| TR | siyah | beyaz | gri | yeşil | kırmızı | mavi | sarı | kahverengi | mor | portakal rengi | boş |
| H | fekete | fehér | szürke | zöld | piros | kék | sárga | barna | ibolyakék | narancssárga | nem foglalt |
| HR | crno | bijelo | sivo | zeleno | crveno | plavo | zuto | smeđe | ljubičasto | naranđasto | nije zauzeto |
| BUL | черен | бял | сив | зелен | червен | син | жълт | кафяв | виолетов | оранжев | свободно |
| RO | negru | alb | gri | verde | roşu | albastru | galben | maro | violet | portocaliu | liber |
| RU | черный | белый | серый | зеленый | красный | голубой | жёлтый | коричневы й | пурпур-ный | оранжевый | свободно |
| LT | juoda | balta | pilka | žalia | raudona | mėlyna | geltona | ruda | purpurinė | oranžinė | laisva |
| LV | melna | balta | pelēka | zaļa | sarkana | zila | dzeltena | brūna | purpur-sarkana | oranža | brīvs |
| EST | must | valge | hall | roheline | punane | sinine | kollane | pruun | purpur-punane | oraanž | vaba |
| SLO | črna | bela | siva | zelena | rdeča | modra | rumena | smeđ | vijoličast | oranžen | ni zasedeno |
| SK | čierny | biely | šedý | zelený | červený | modrý | žltý | hnedý | fialový | pomaran-čový | neo-sadený |


© Erich Jaeger GmbH + Co. KG, Straßheimer Str.10, D-61169 Friedberg,
Tel.: +49 (0) 6031 794-444 / e-mail: ekitsupport@erich-jaeger.de

## 10

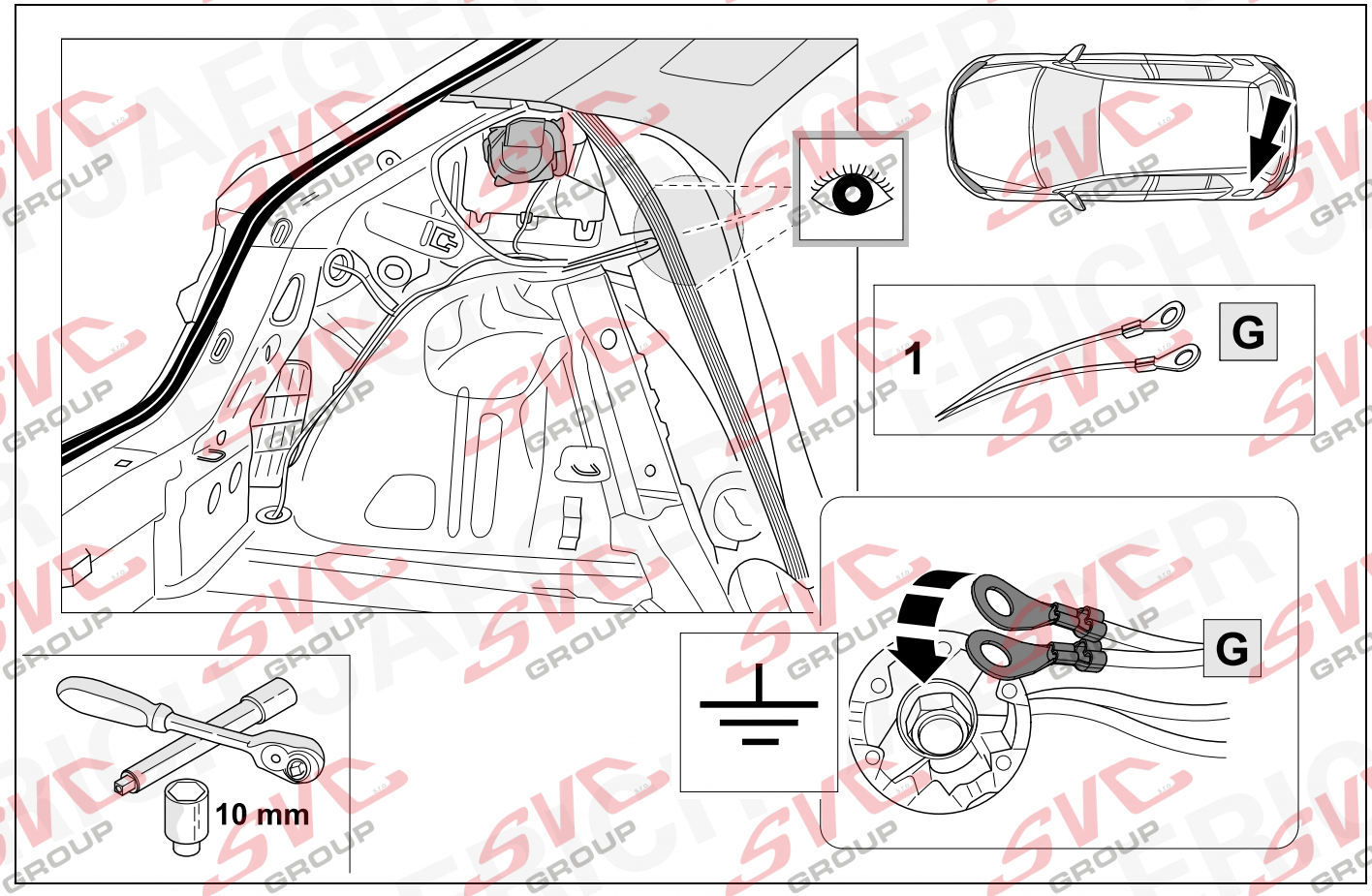


## 11

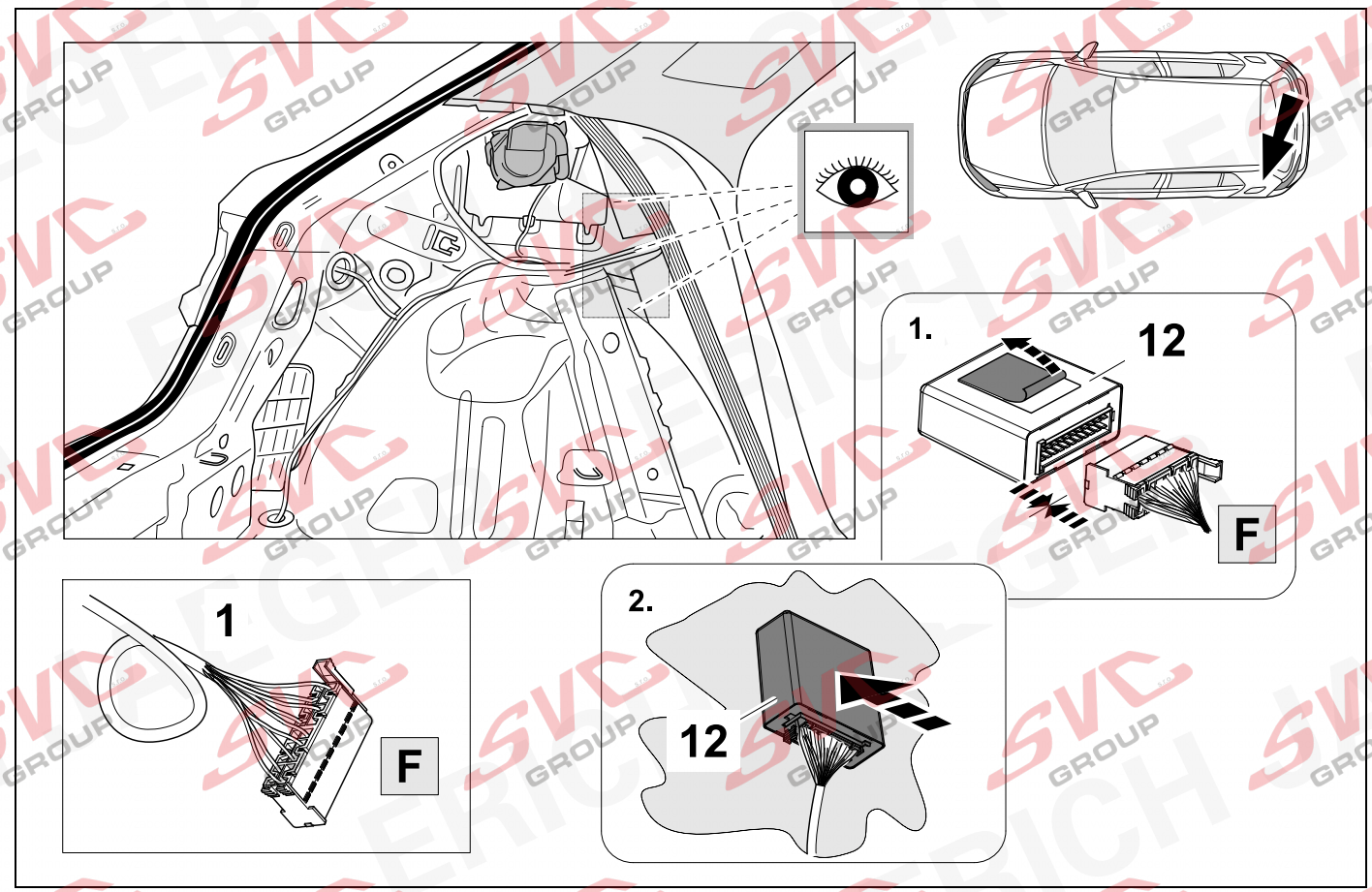



© Erich Jaeger GmbH + Co. KG, Straßheimer Str.10, D-61169 Friedberg,
Tel.: +49 (0) 6031 794-444 / e-mail: ekitsupport@erich-jaeger.de

12 ⇨ 9

## Vehicles with trailer preparation

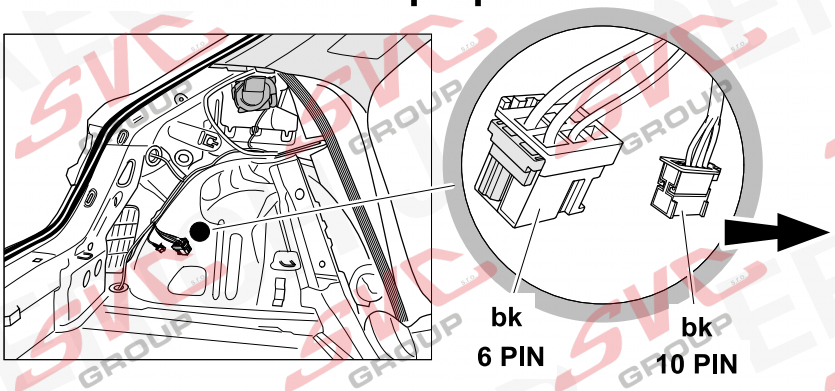


**OPTION 1**

13 ⇨ 20

37 ⇨ 48

## Vehicles without trailer preparation

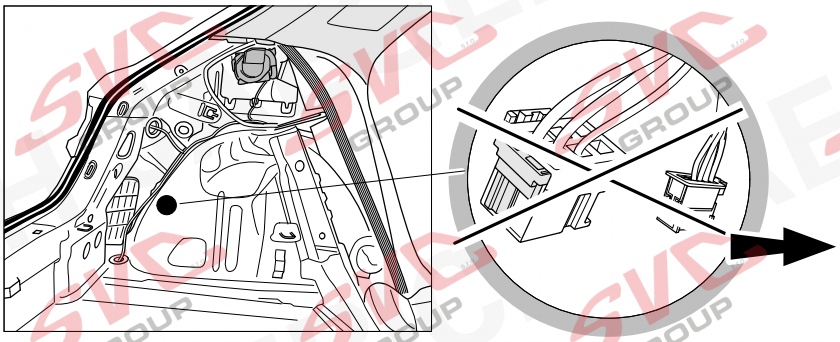

**OPTION 2**

21 ⇨ 48

13 ⇨ 9

**OPTION 1**

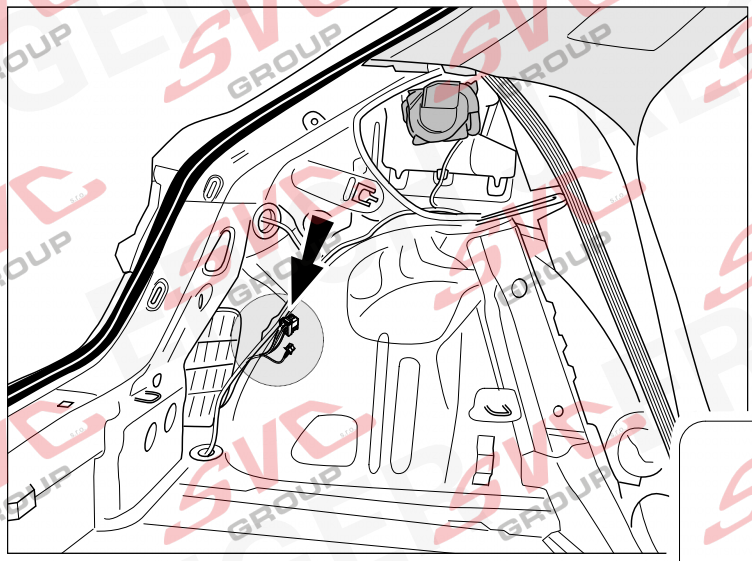

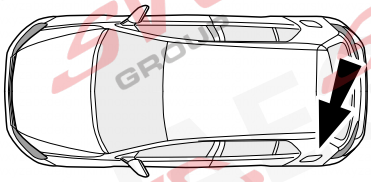

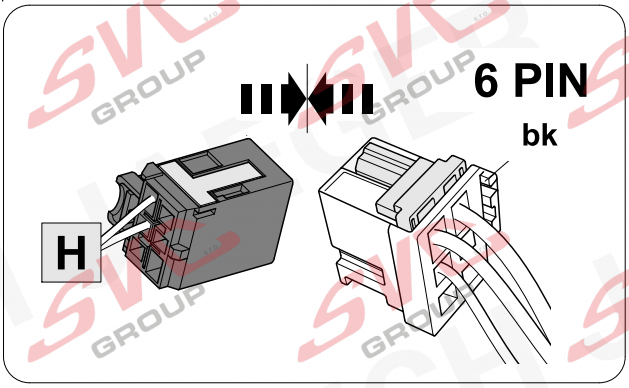


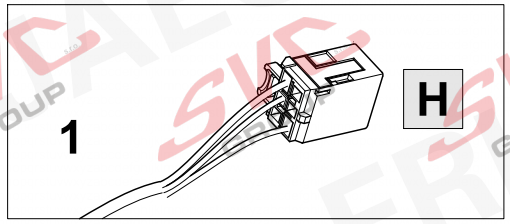



© Erich Jaeger GmbH + Co. KG, Straßheimer Str.10, D-61169 Friedberg,
Tel.: +49 (0) 6031 794-444 / e-mail: ekitsupport@erich-jaeger.de

14 ⇨ 9 **OPTION 1**

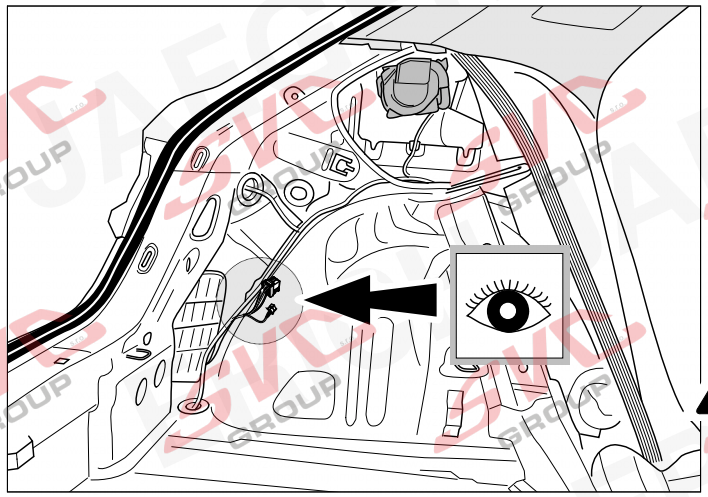

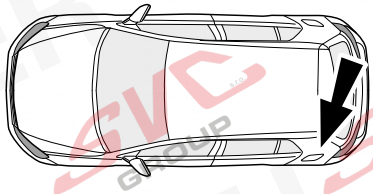

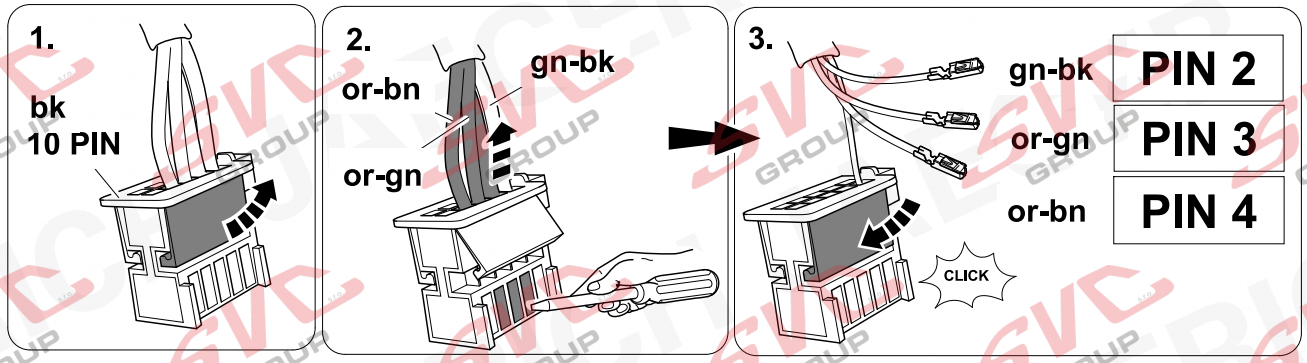


15 ⇨ 9 **OPTION 1**

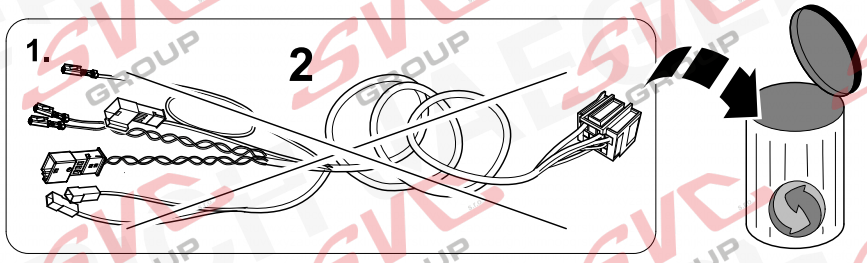


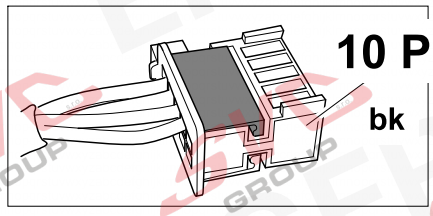


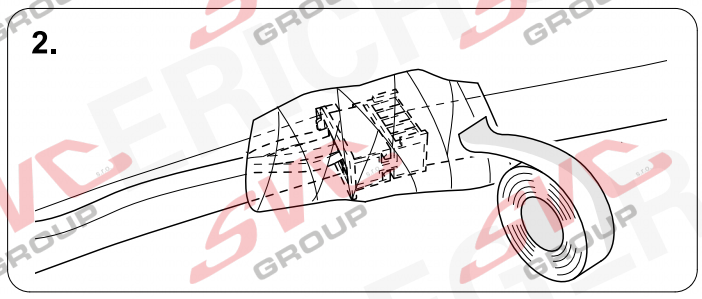


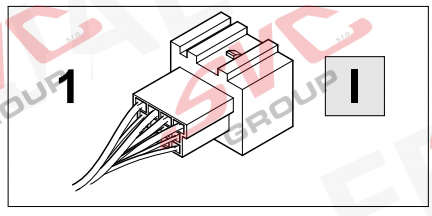


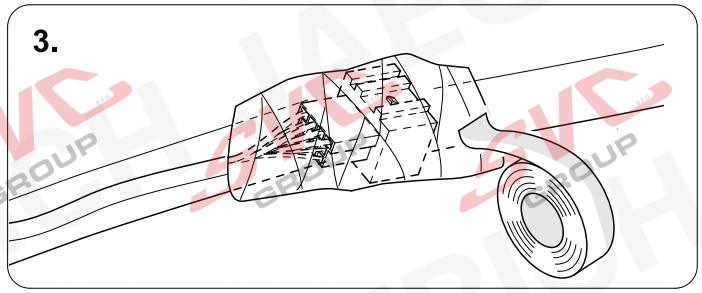



© Erich Jaeger GmbH + Co. KG, Straßheimer Str.10, D-61169 Friedberg,
Tel.: +49 (0) 6031 794-444 / e-mail: ekitsupport@erich-jaeger.de

16 ⇨ 9 OPTION 1

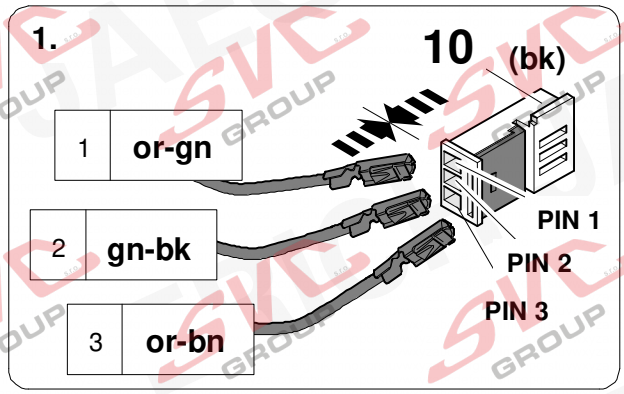


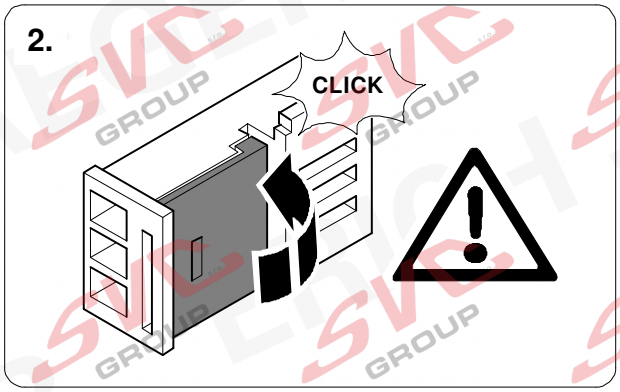


17 ⇨ 9 OPTION 1

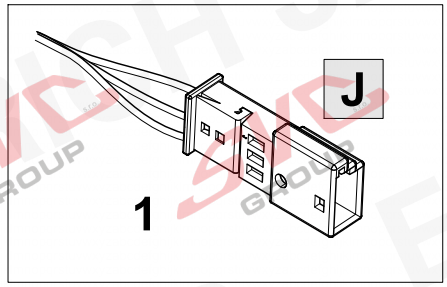


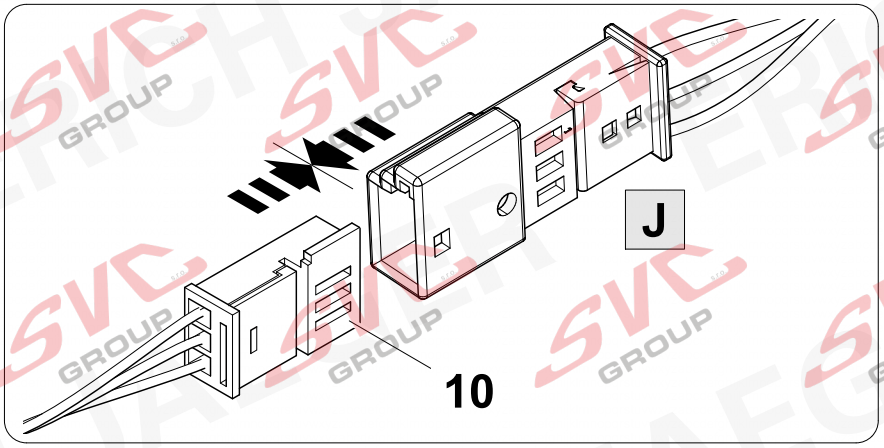


18 OPTION 1

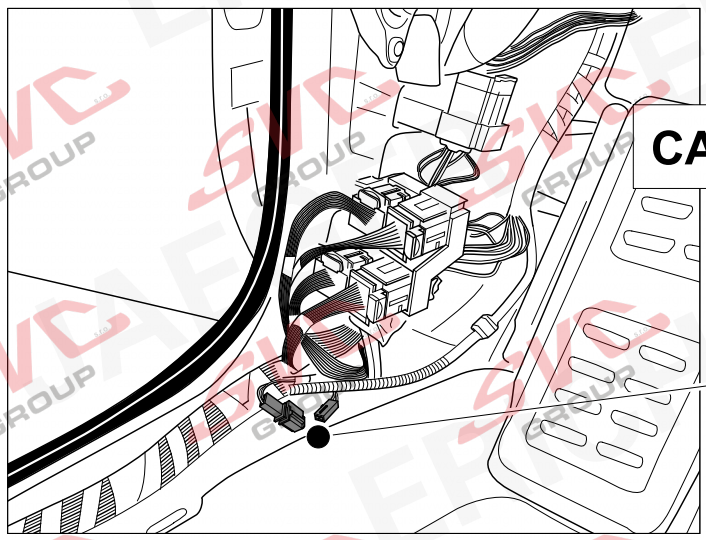

CAN BUS

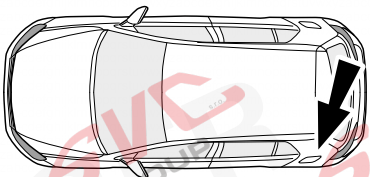

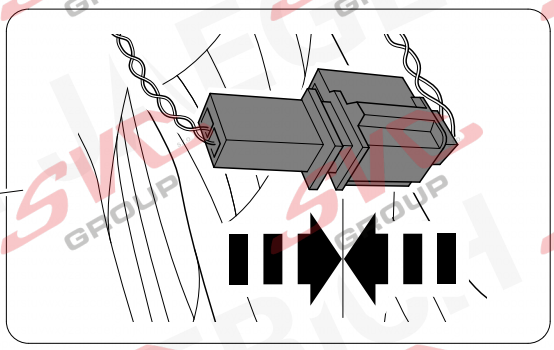


© Erich Jaeger GmbH + Co. KG, Straßheimer Str.10, D-61169 Friedberg,
Tel.: +49 (0) 6031 794-444 / e-mail: ekitsupport@erich-jaeger.de

19 ⇨ 43 **OPTION 1**

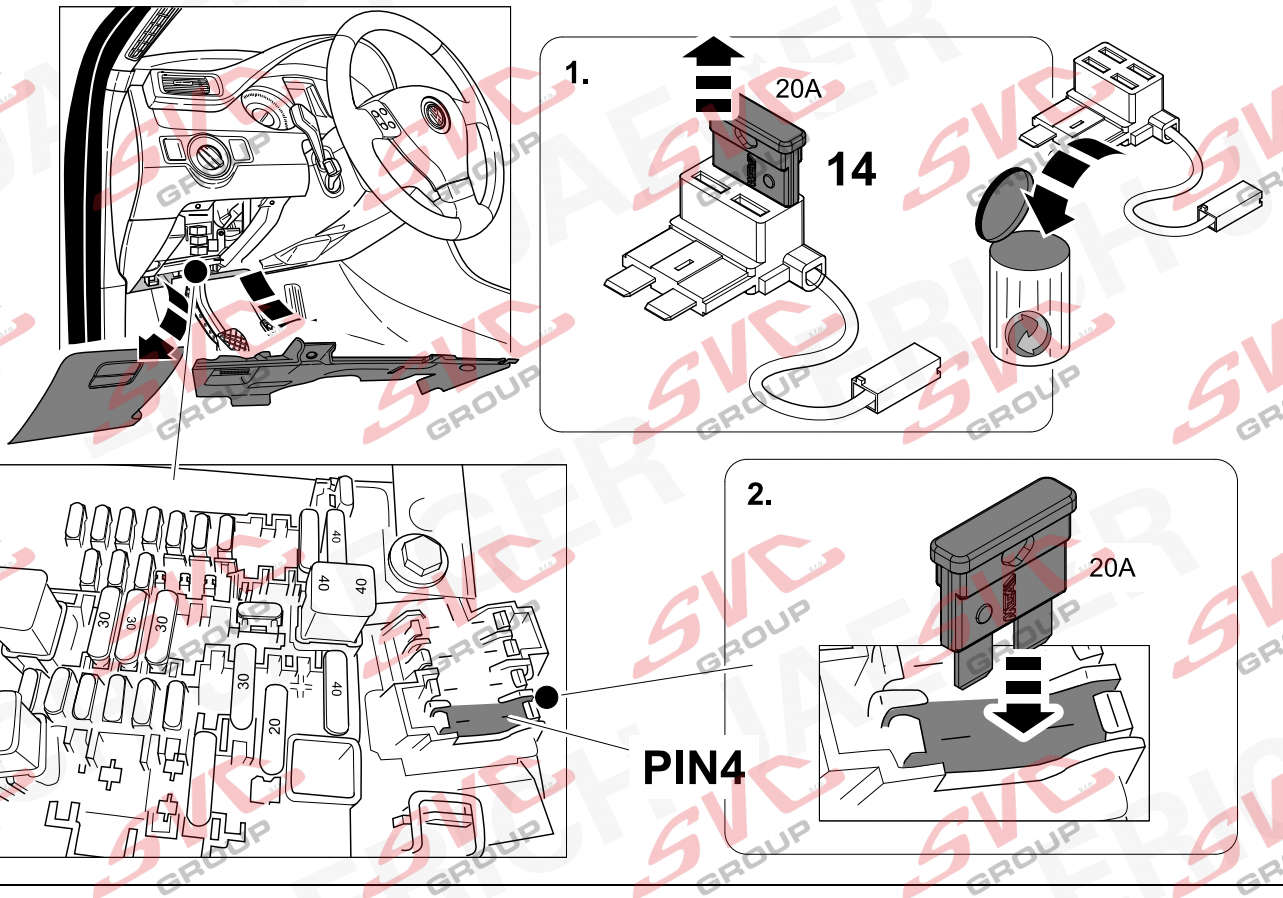


20 ⇨ 43 **OPTION 1**

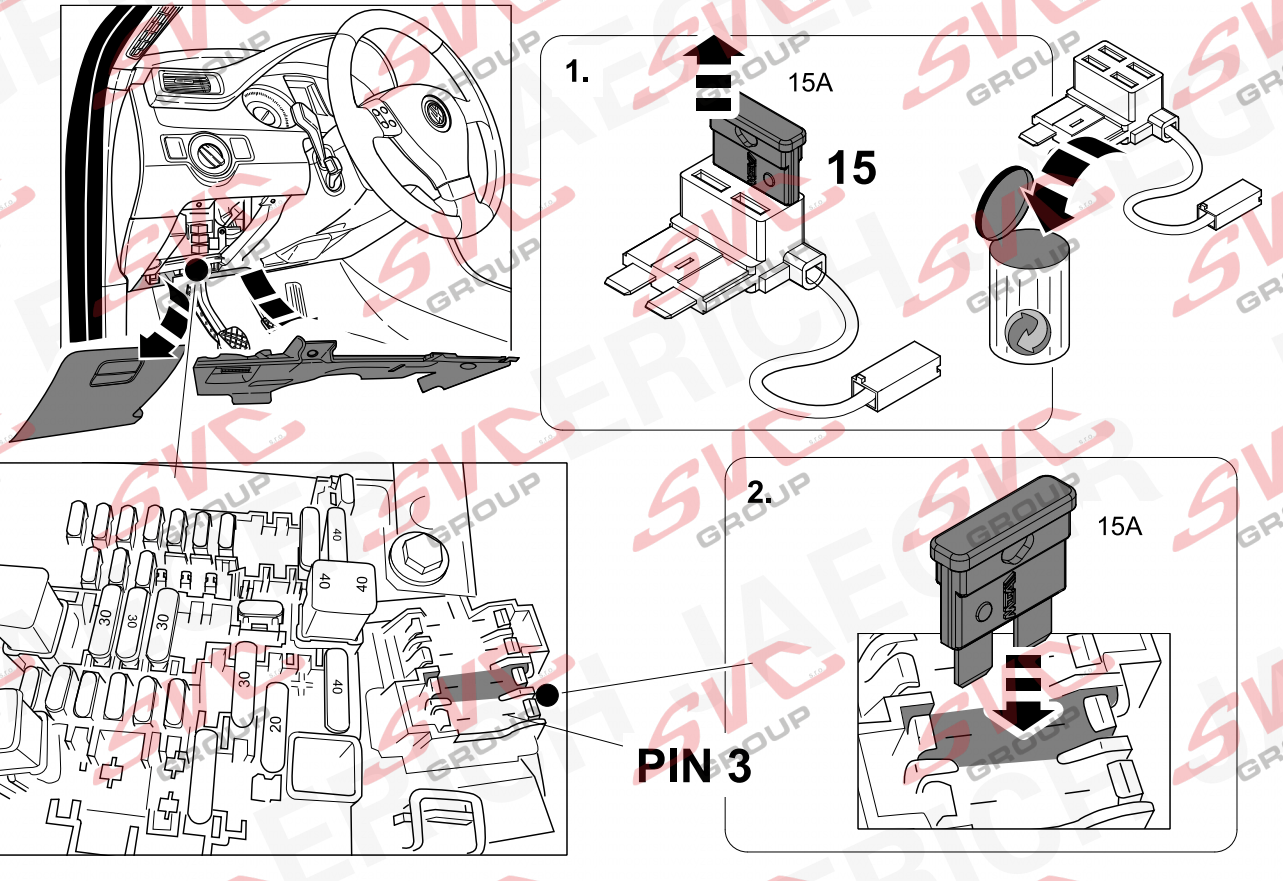



© Erich Jaeger GmbH + Co. KG, Straßheimer Str.10, D-61169 Friedberg,
Tel.: +49 (0) 6031 794-444 / e-mail: ekitsupport@erich-jaeger.de

## 21

⇨ 9

## OPTION 2

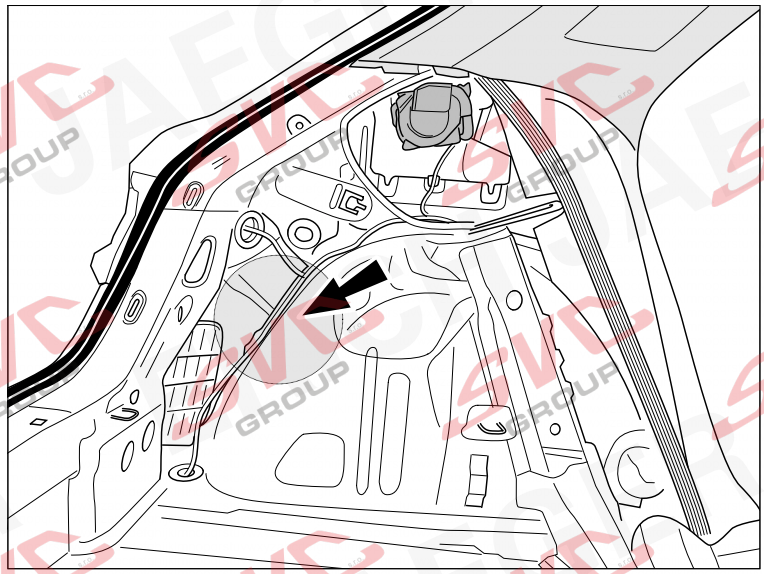

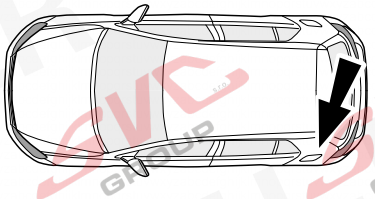

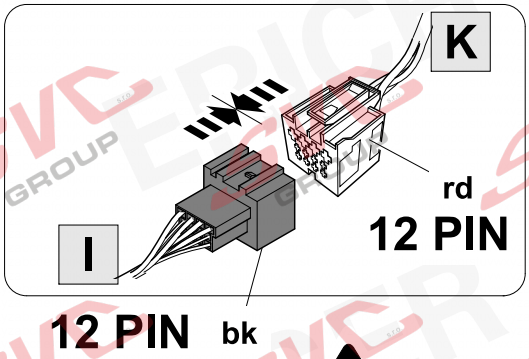

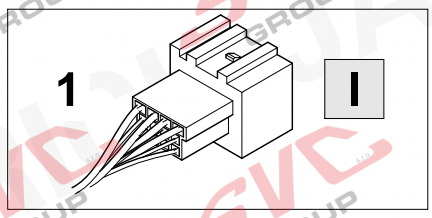


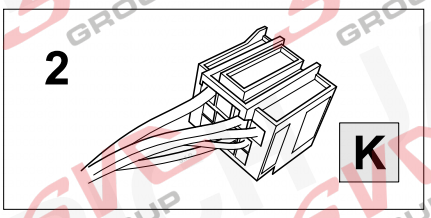


## 22

## OPTION 2

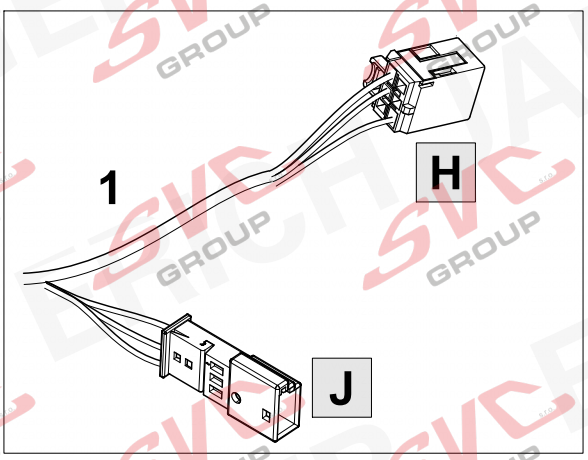


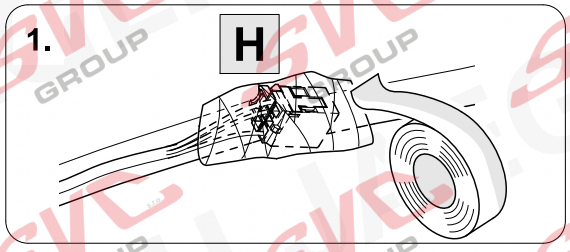


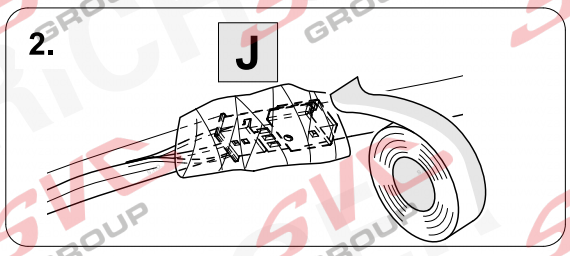



© Erich Jaeger GmbH + Co. KG, Straßheimer Str.10, D-61169 Friedberg,
Tel.: +49 (0) 6031 794-444 / e-mail: ekitsupport@erich-jaeger.de

## OPTION 2

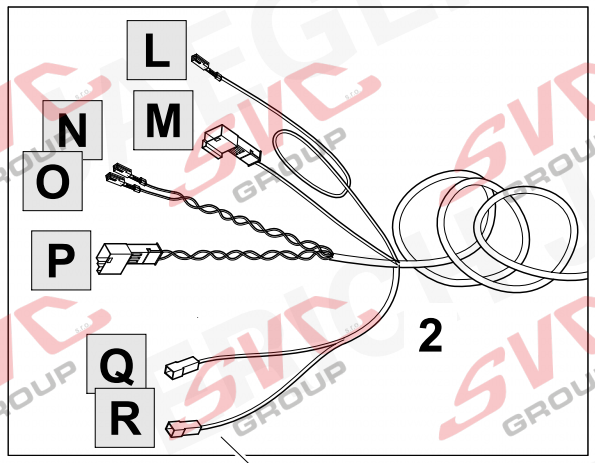


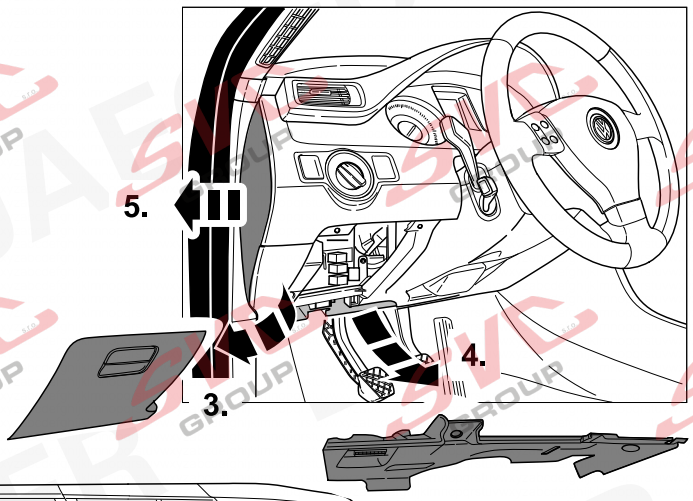


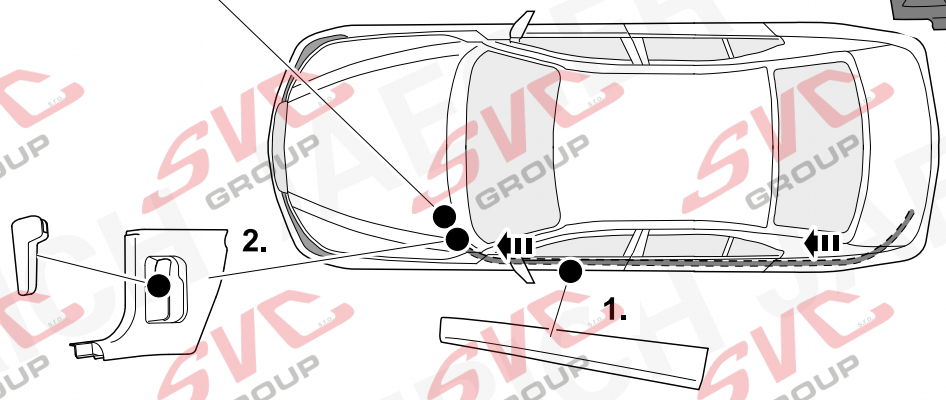


24 ⇨ 9

## OPTION 2

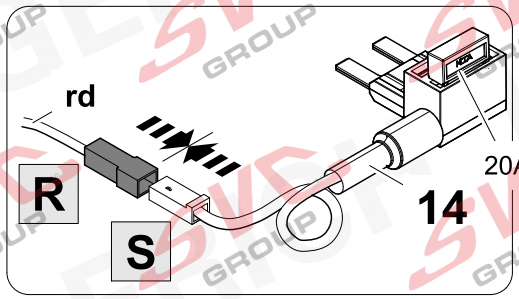


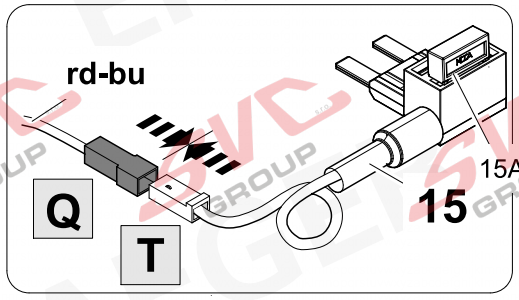


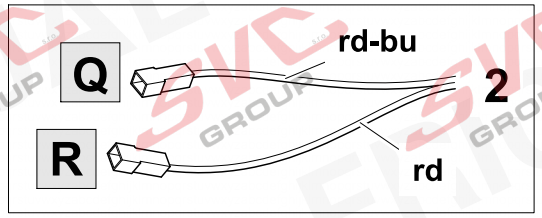


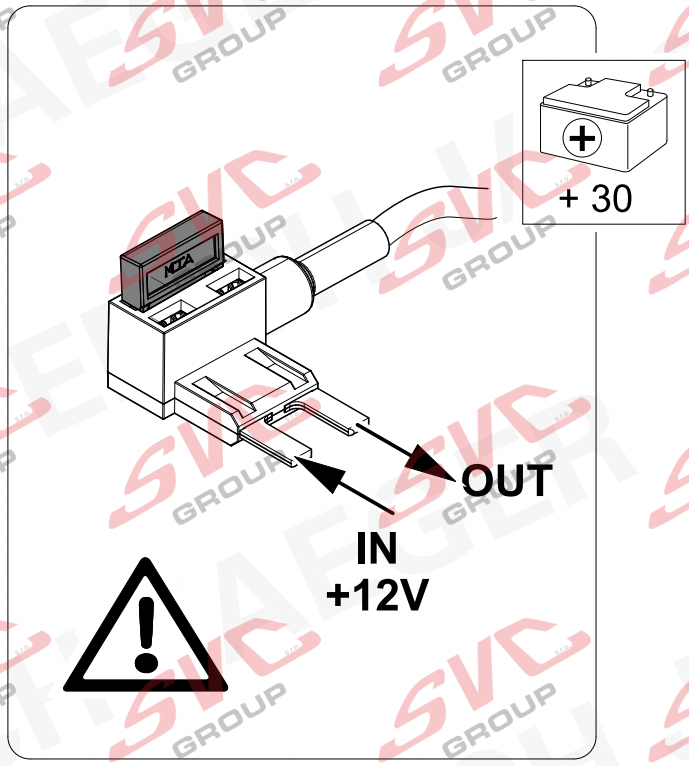



© Erich Jaeger GmbH + Co. KG, Straßheimer Str.10, D-61169 Friedberg,
Tel.: +49 (0) 6031 794-444 / e-mail: ekitsupport@erich-jaeger.de

25 ⇨ 43 OPTION 2

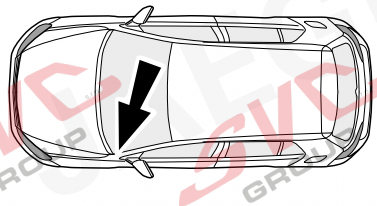

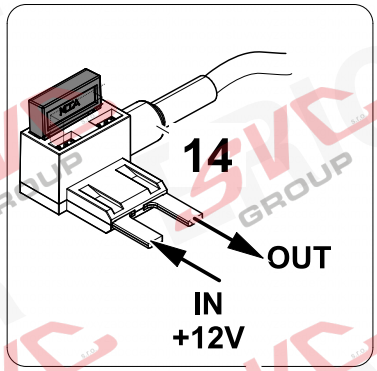


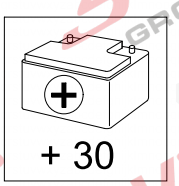


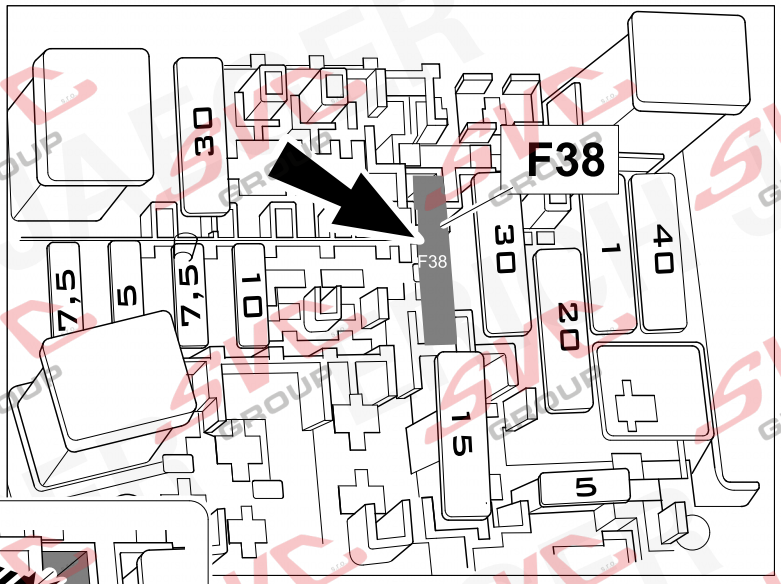


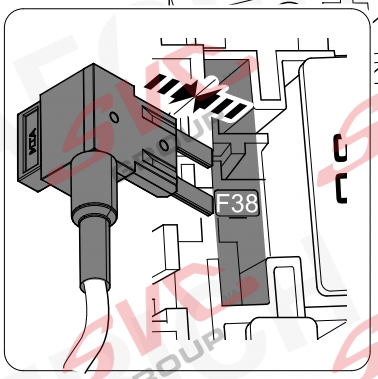


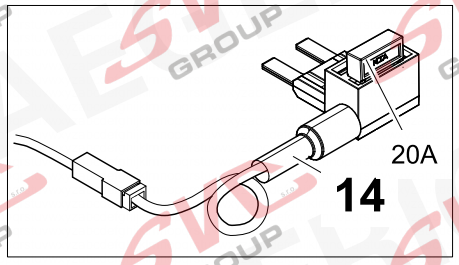


26 ⇨ 43 OPTION 2

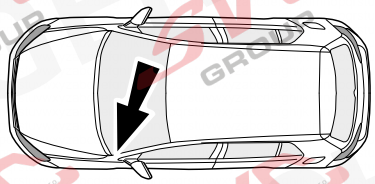

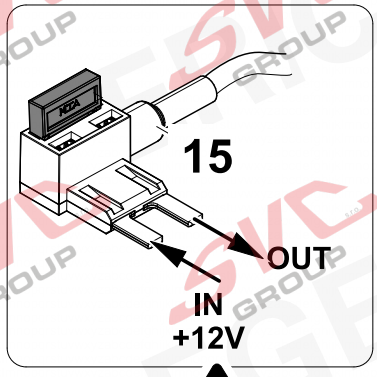


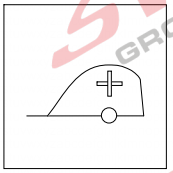

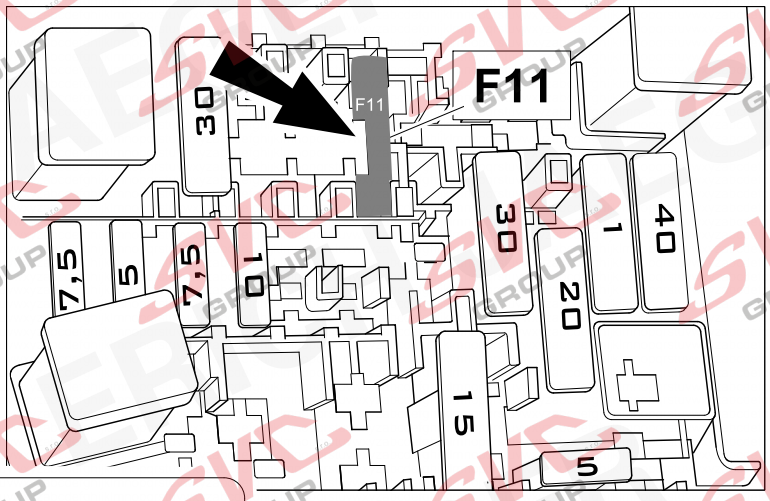


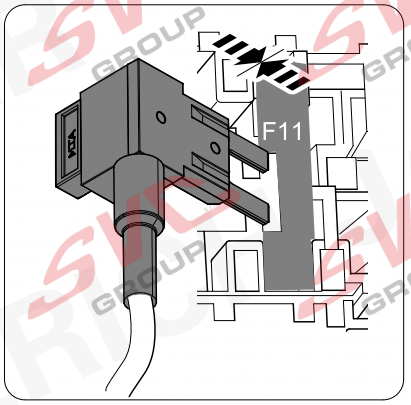


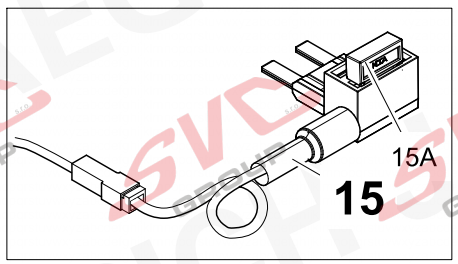



© Erich Jaeger GmbH + Co. KG, Straßheimer Str.10, D-61169 Friedberg,
Tel.: +49 (0) 6031 794-444 / e-mail: ekitsupport@erich-jaeger.de

## OPTION 2

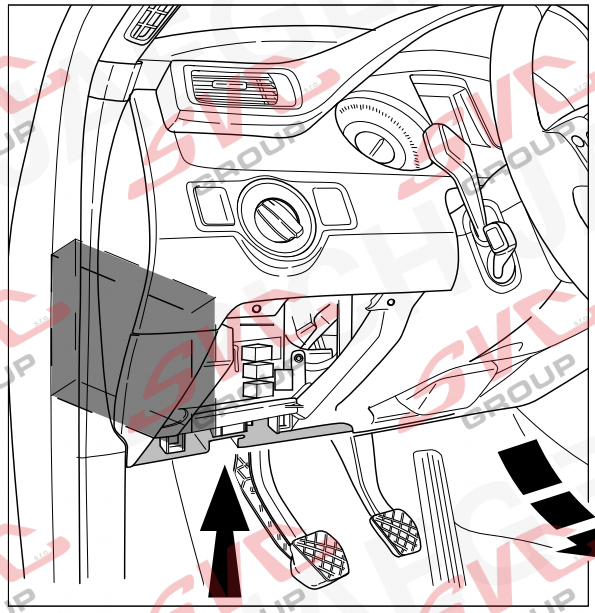

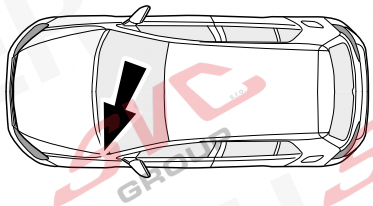

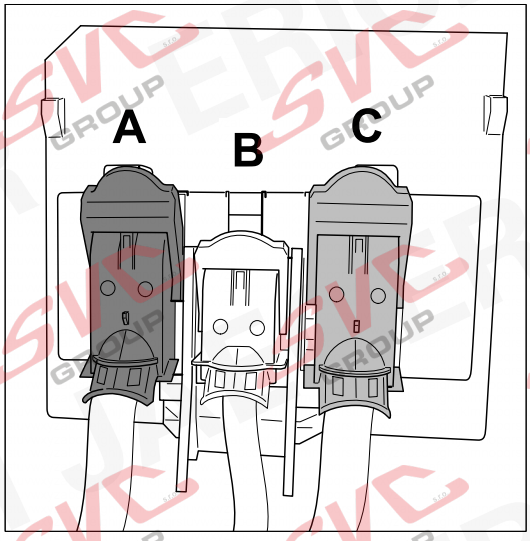


BCM

28 ⇨ 9

CAN

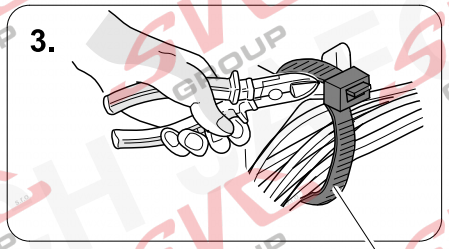


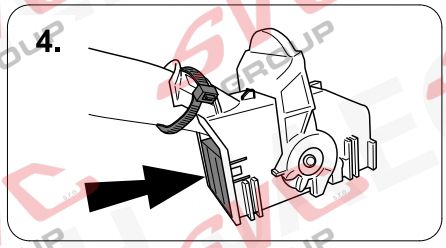


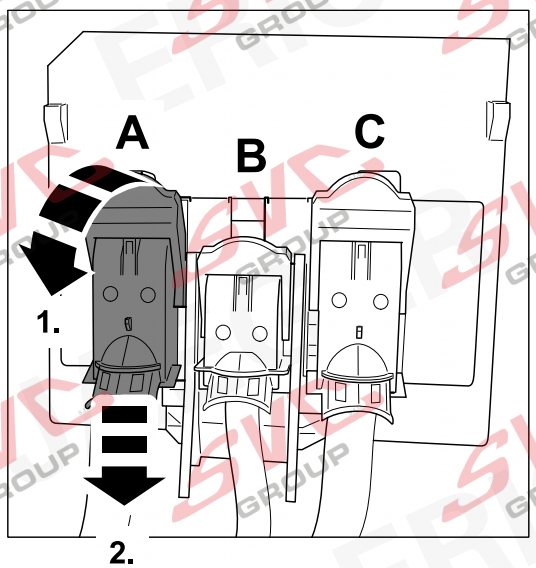


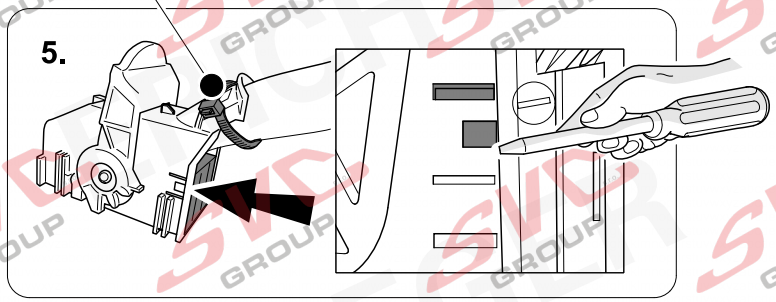


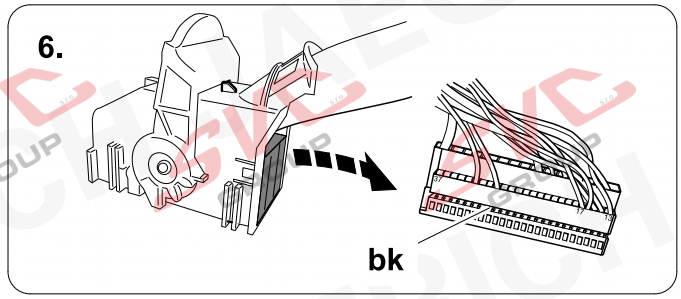



© Erich Jaeger GmbH + Co. KG, Straßheimer Str.10, D-61169 Friedberg,
Tel.: +49 (0) 6031 794-444 / e-mail: ekitsupport@erich-jaeger.de

29 ⇨ 9 OPTION 2

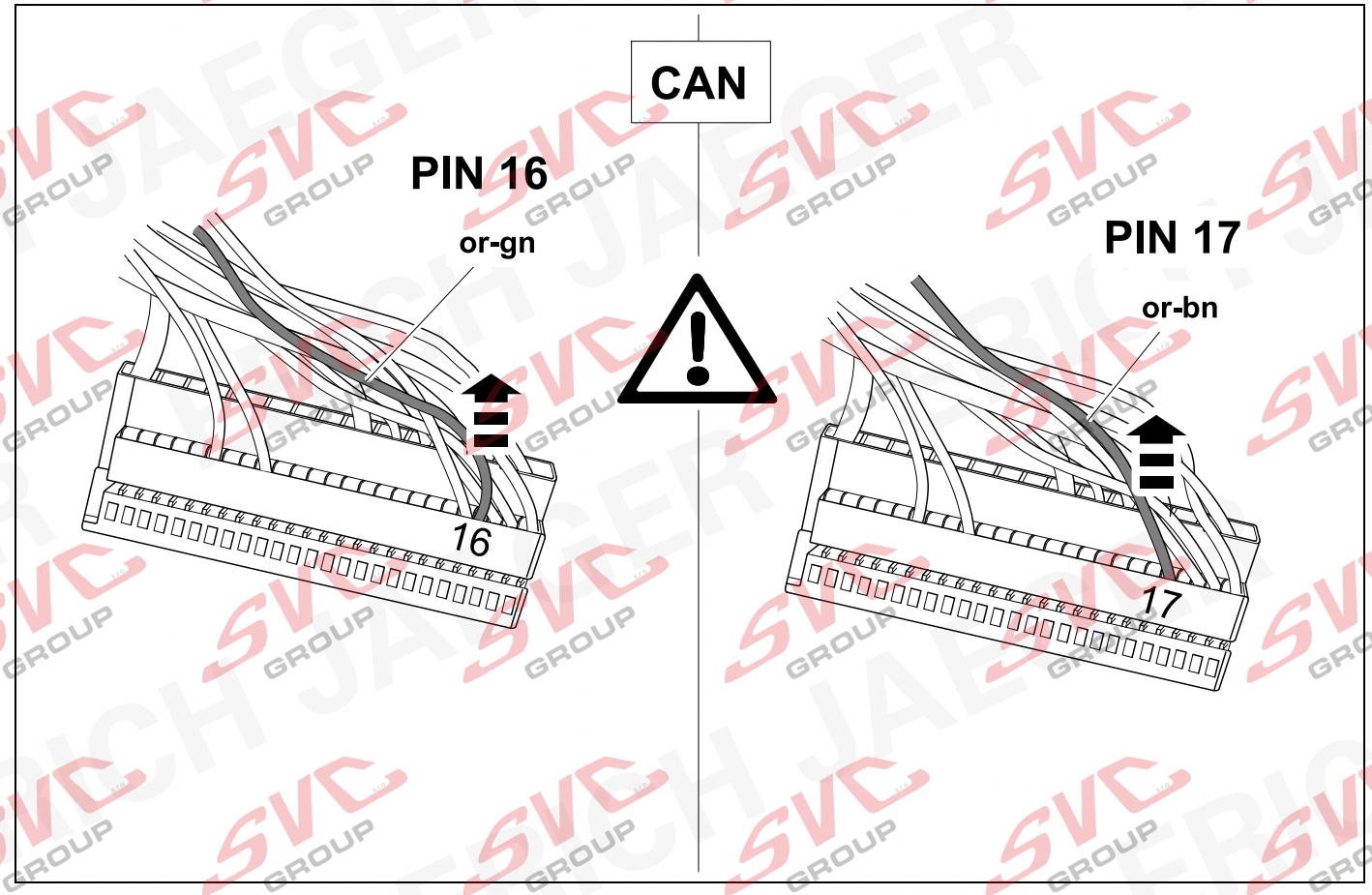


30 ⇨ 9 OPTION 2

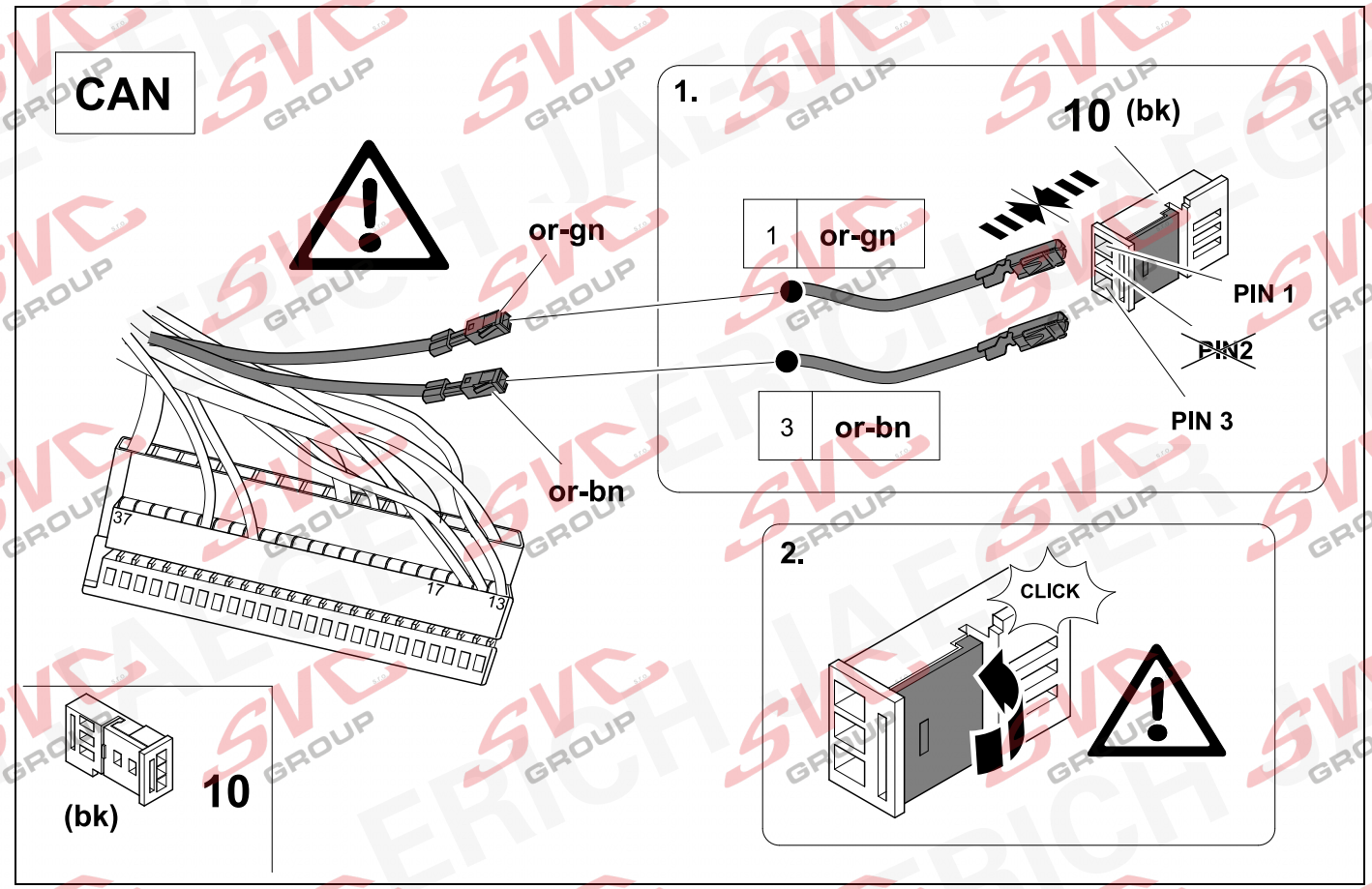



© Erich Jaeger GmbH + Co. KG, Straßheimer Str.10, D-61169 Friedberg,
Tel.: +49 (0) 6031 794-444 / e-mail: ekitsupport@erich-jaeger.de

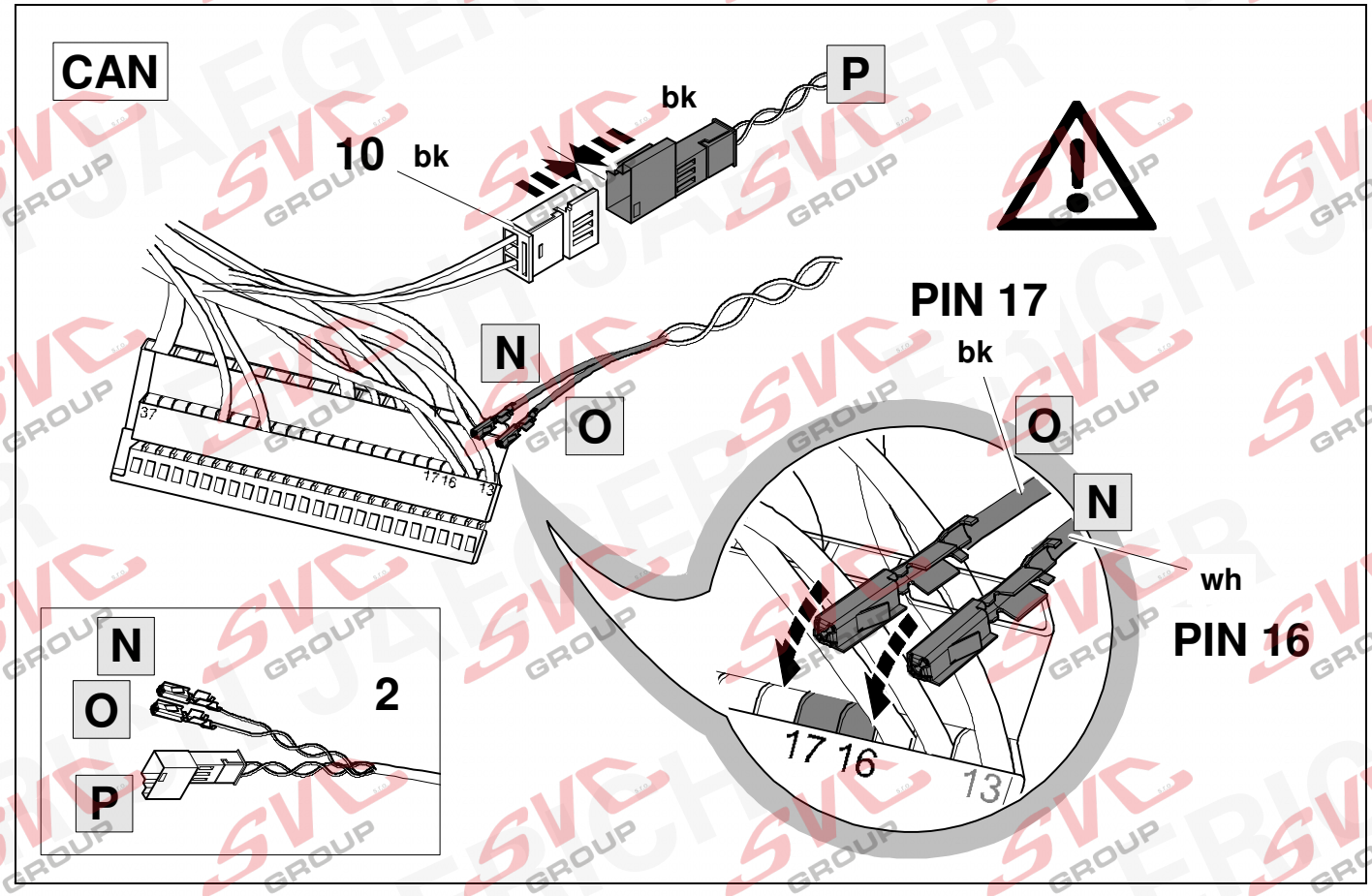




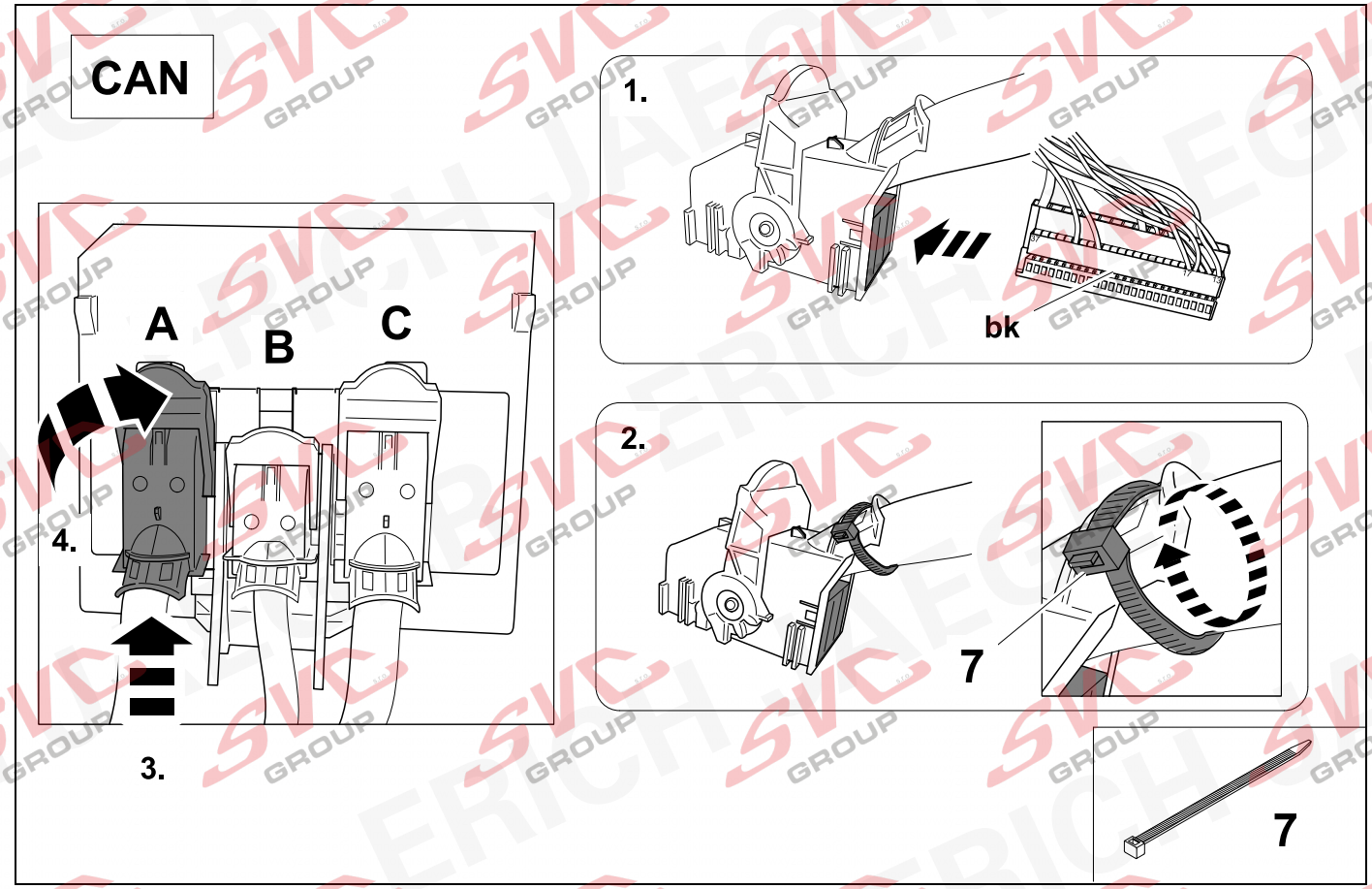



© Erich Jaeger GmbH + Co. KG, Straßheimer Str.10, D-61169 Friedberg,
Tel.: +49 (0) 6031 794-444 / e-mail: ekitsupport@erich-jaeger.de

33 ⇨ 9 OPTION 2

CAN

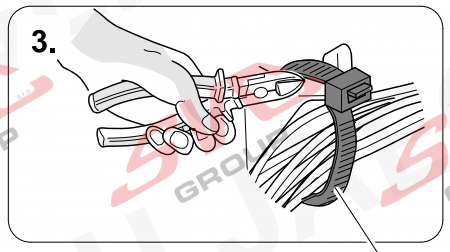


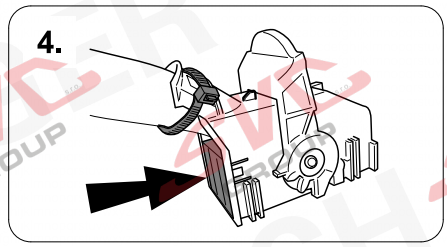


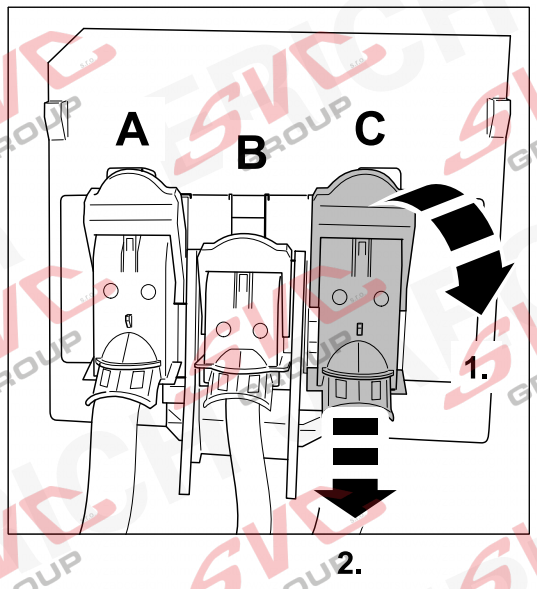


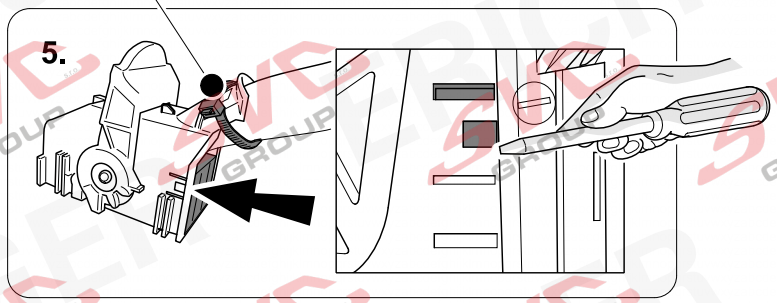


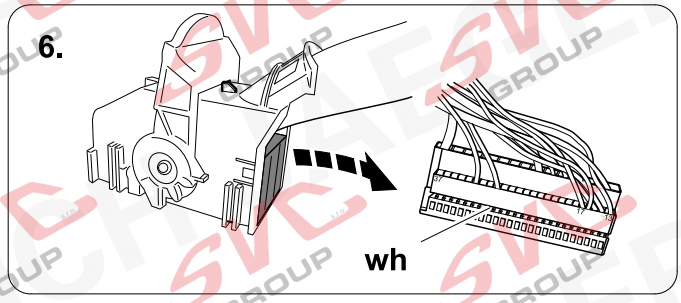


34 ⇨ 9 OPTION 2

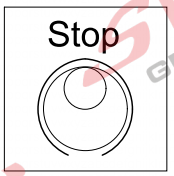

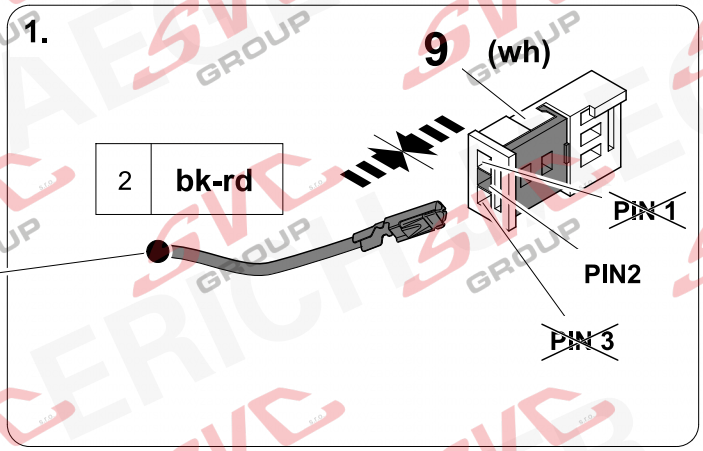


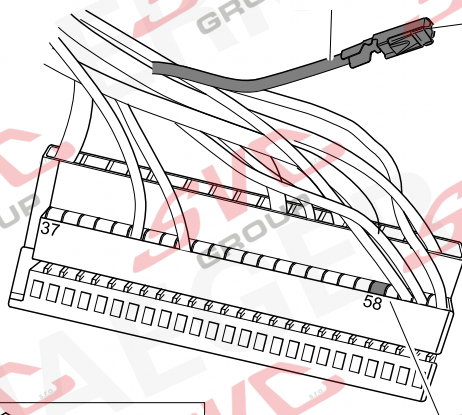


PIN 58

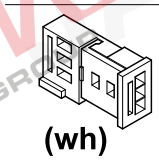


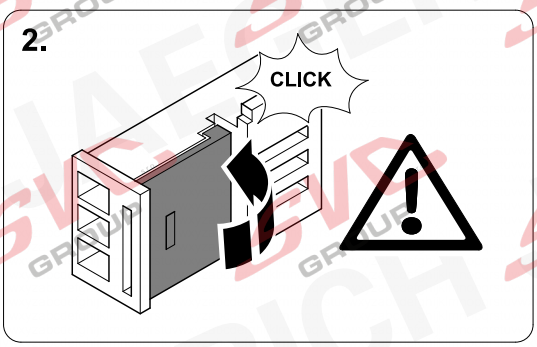



© Erich Jaeger GmbH + Co. KG, Straßheimer Str.10, D-61169 Friedberg,
Tel.: +49 (0) 6031 794-444 / e-mail: ekitsupport@erich-jaeger.de

35 ⇨ 9 **OPTION 2**

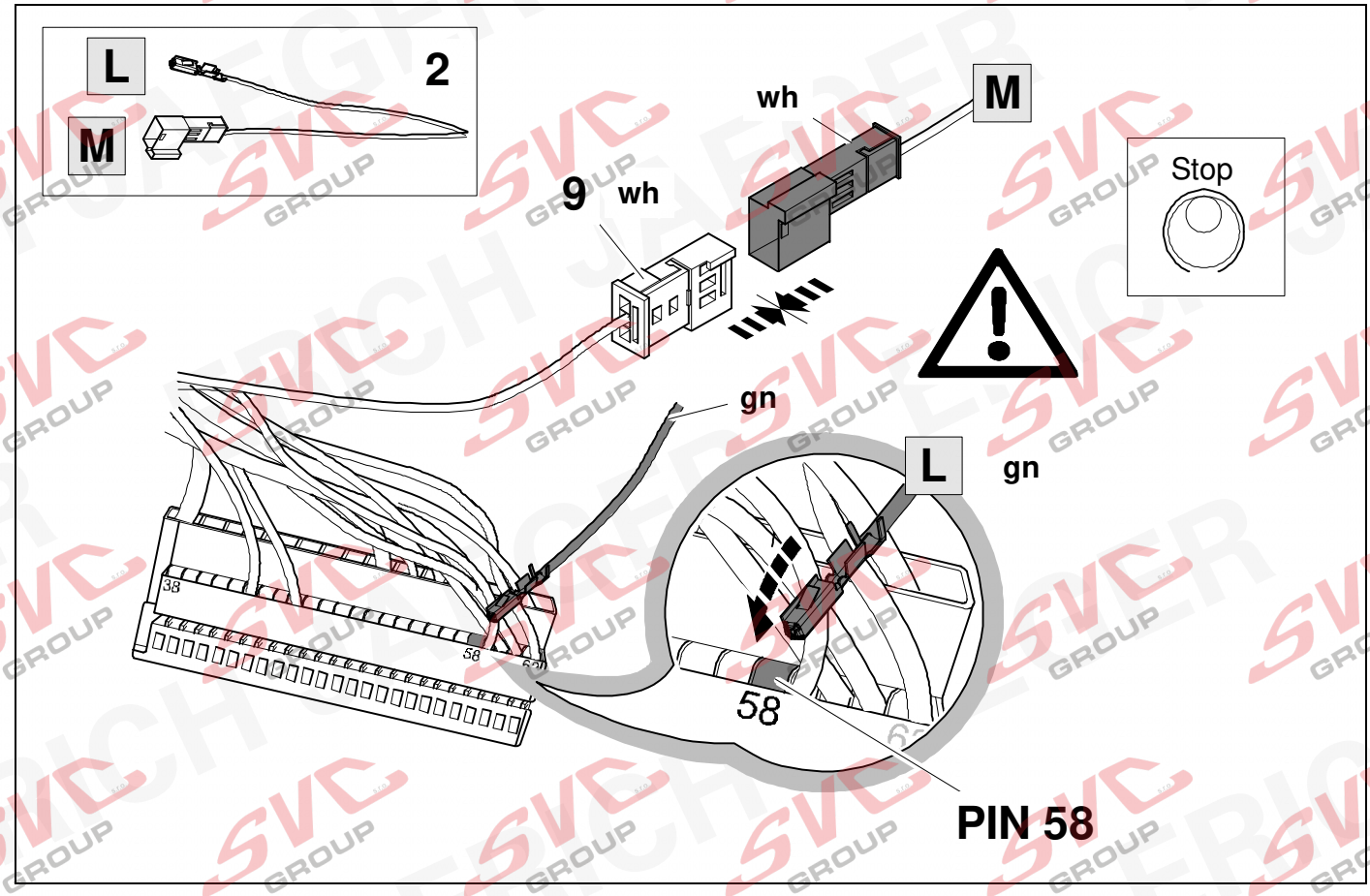


36 ⇨ 9 **OPTION 2**

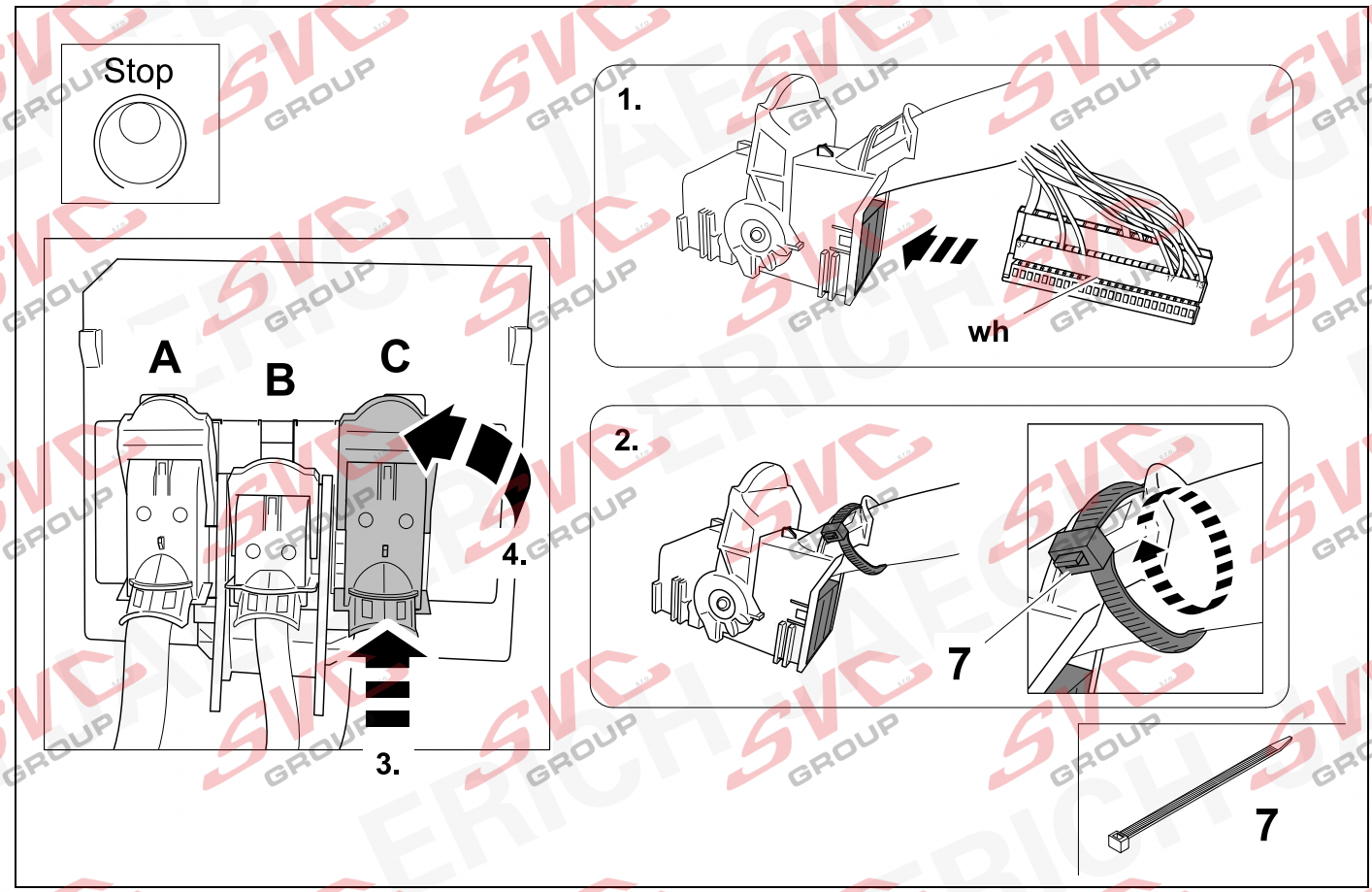



© Erich Jaeger GmbH + Co. KG, Straßheimer Str.10, D-61169 Friedberg,
Tel.: +49 (0) 6031 794-444 / e-mail: ekitsupport@erich-jaeger.de

## 37 OPTIONAL

| | | ERICH JAEGER Artikelnummer:<br>ERICH JAEGER part number: | 721074 |
|---|---|---|---|

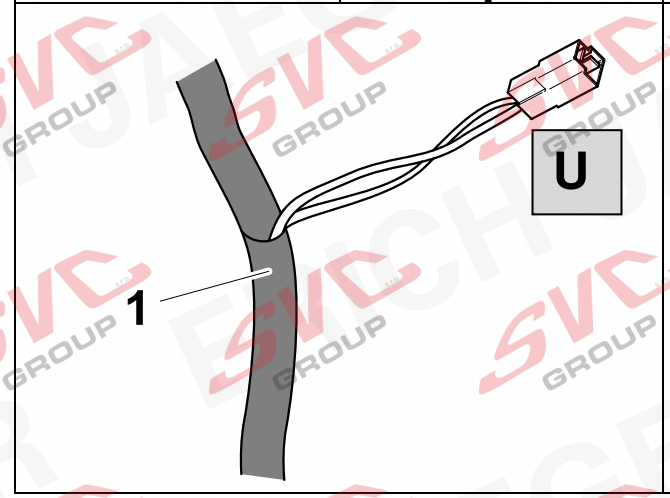


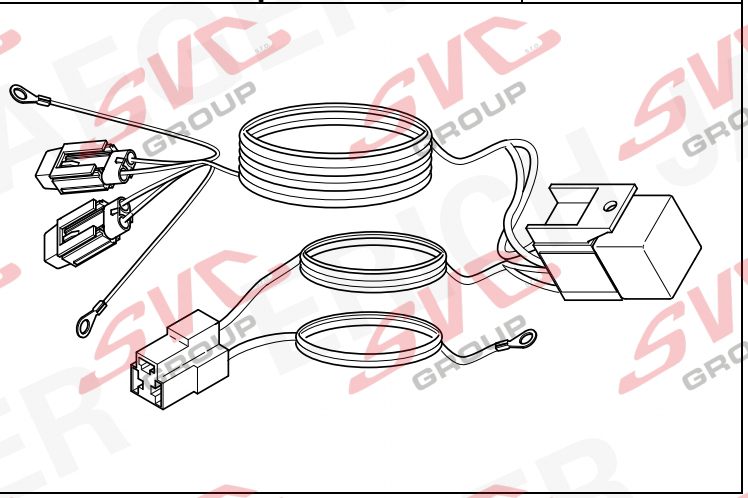

## 38

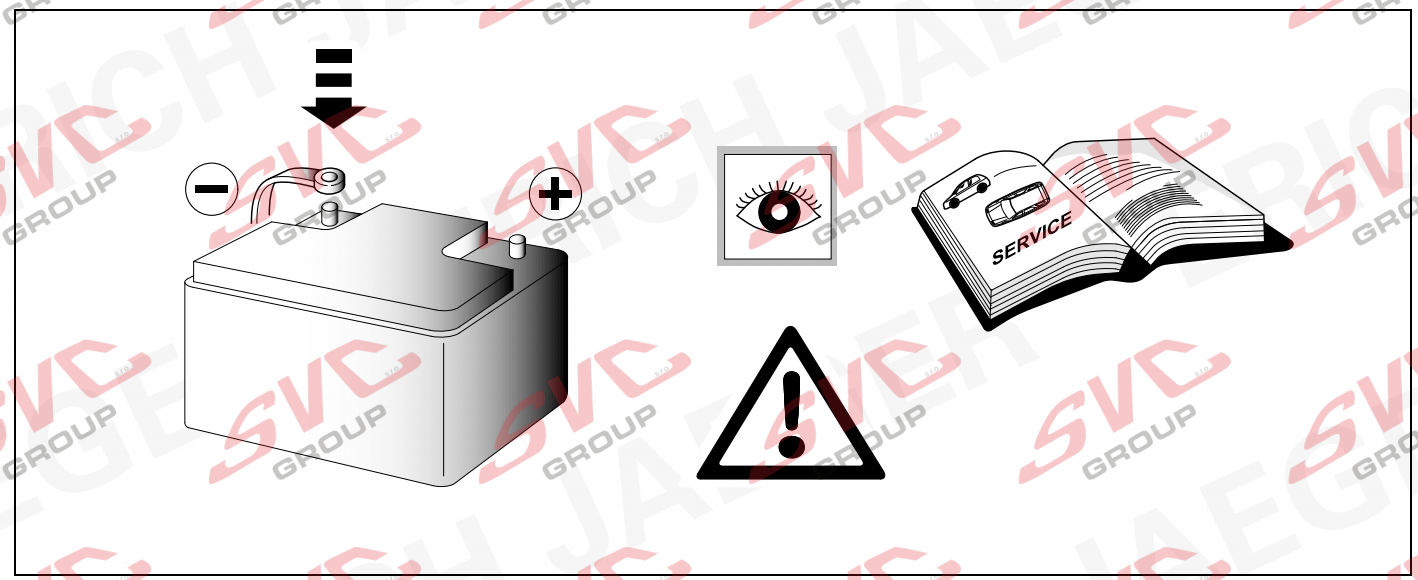


## 39 CHECK

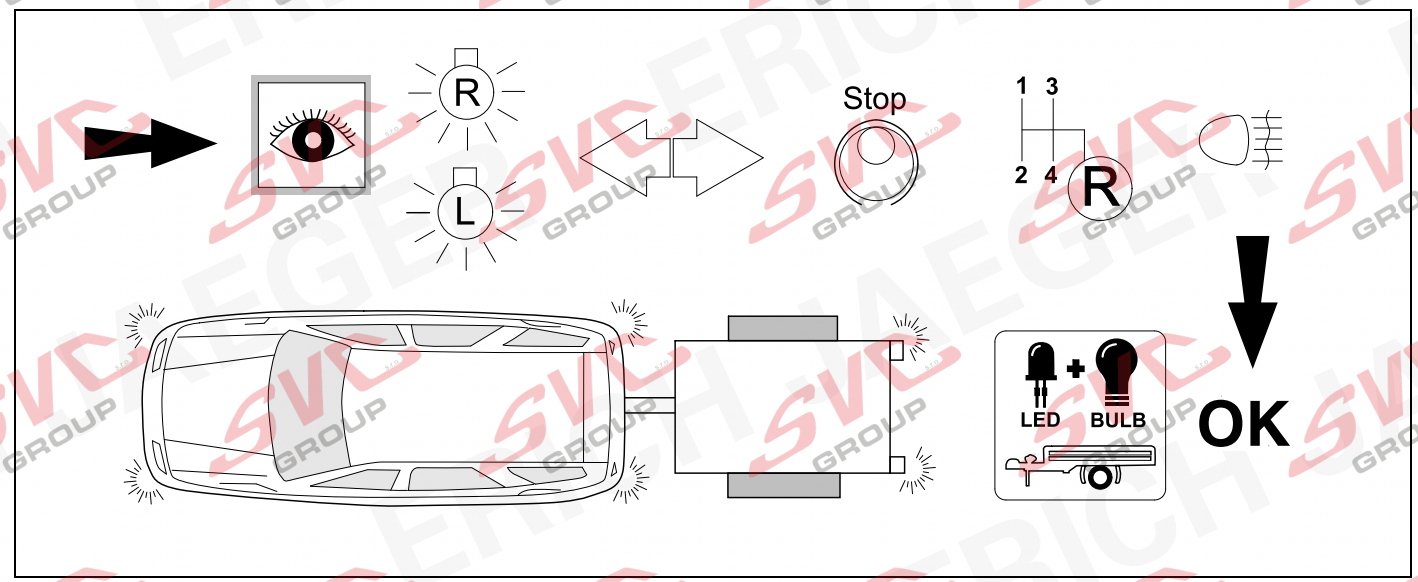



© Erich Jaeger GmbH + Co. KG, Straßheimer Str.10, D-61169 Friedberg,
Tel.: +49 (0) 6031 794-444 / e-mail: ekitsupport@erich-jaeger.de

## 40 CHECK

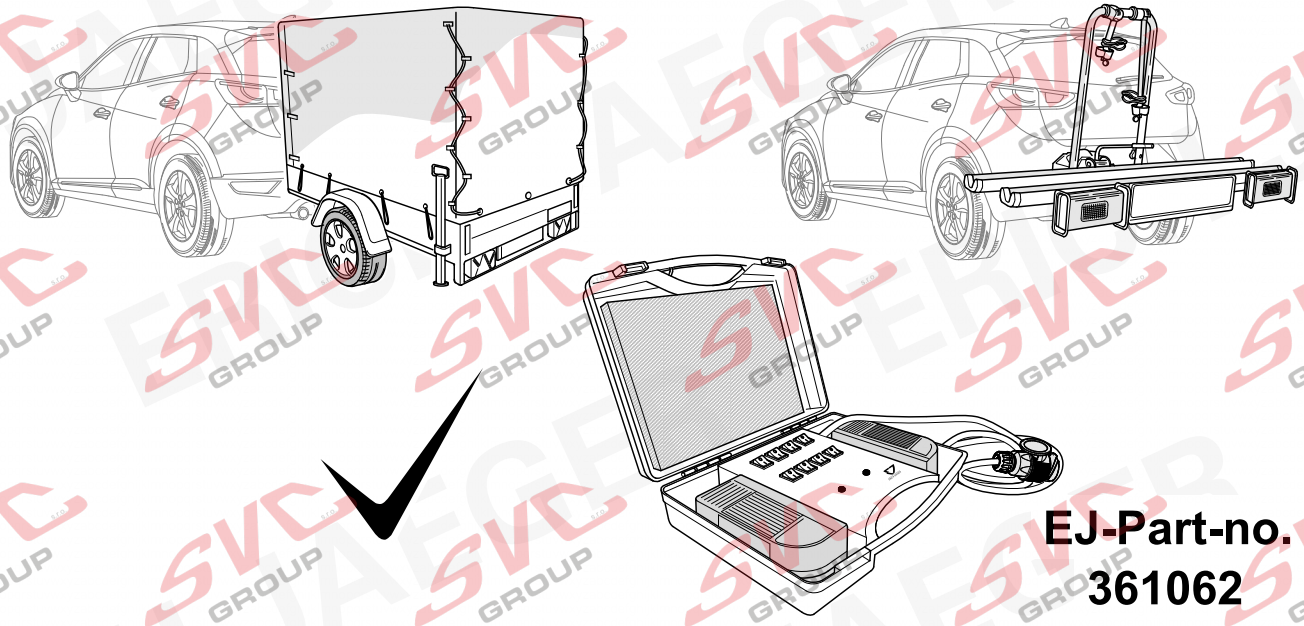

**EJ-Part-no.**
**361062**

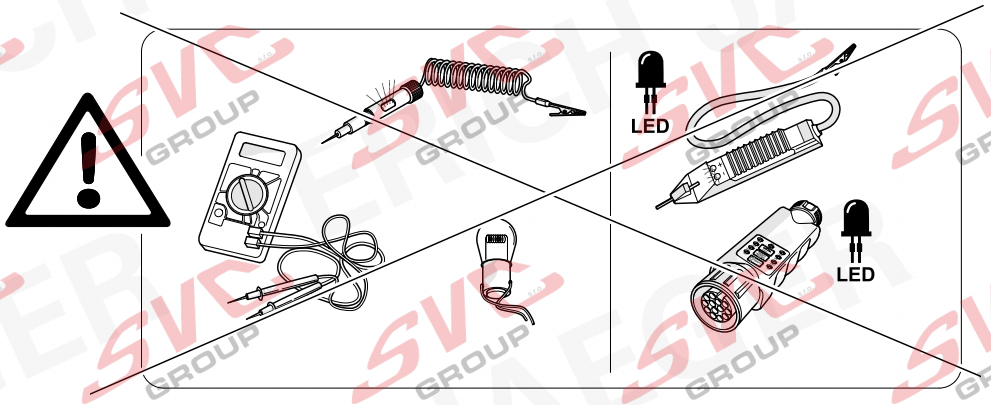


## 41 CHECK

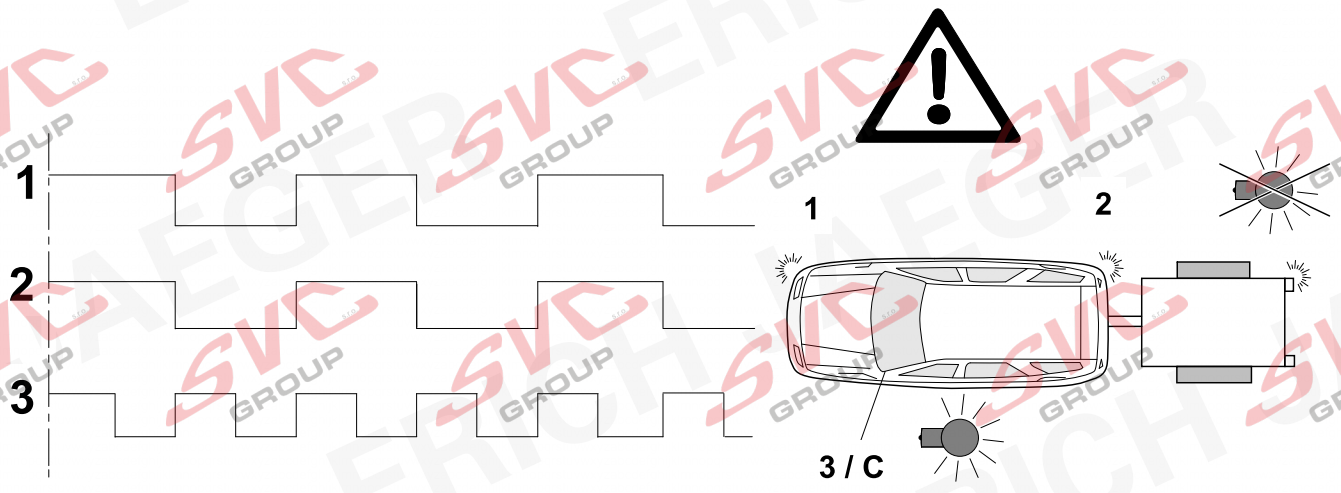



© Erich Jaeger GmbH + Co. KG, Straßheimer Str.10, D-61169 Friedberg,
Tel.: +49 (0) 6031 794-444 / e-mail: ekitsupport@erich-jaeger.de

42

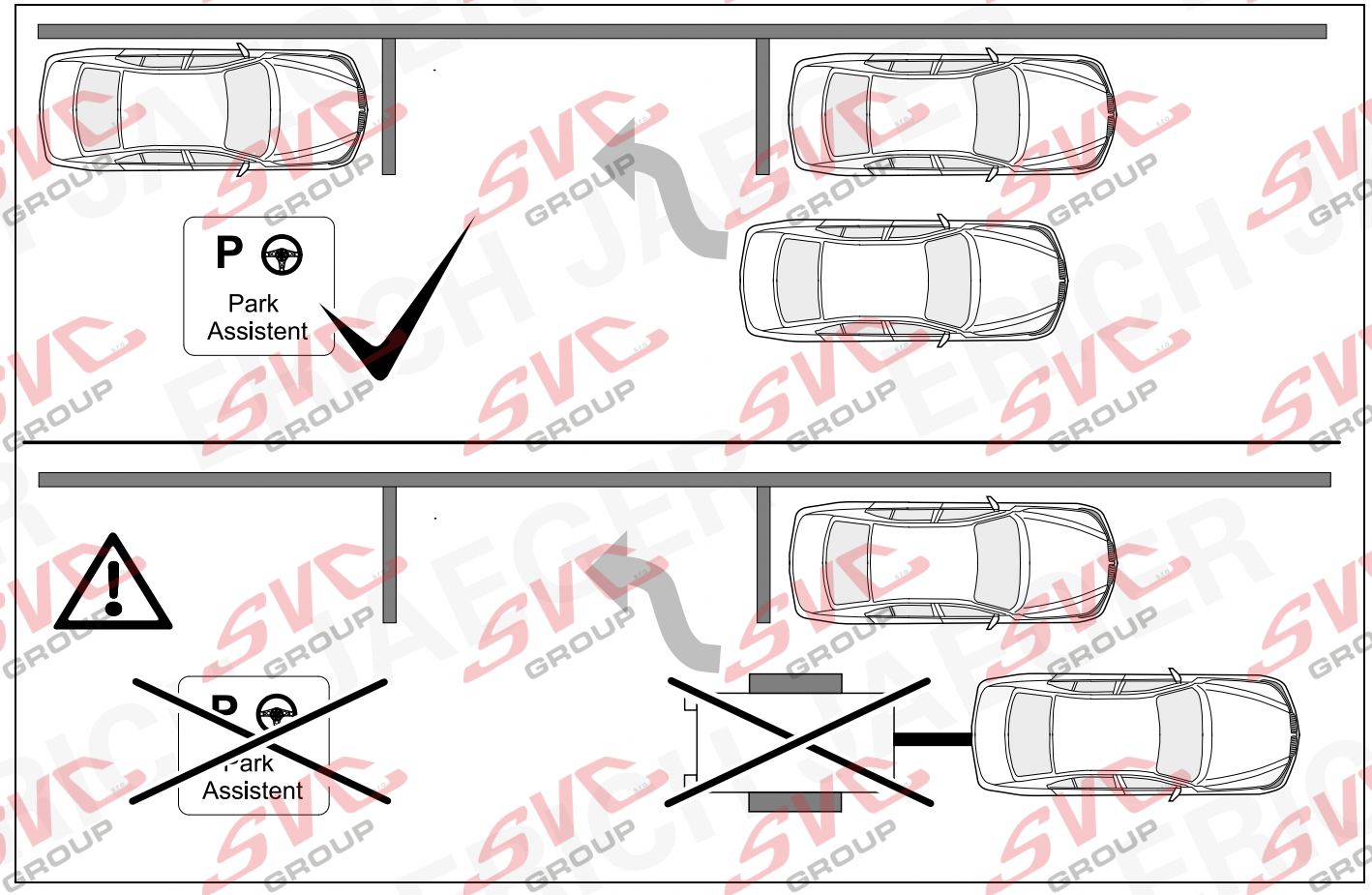


43 **INFORMATION** ⇨ 19 + 20 + 25 + 26

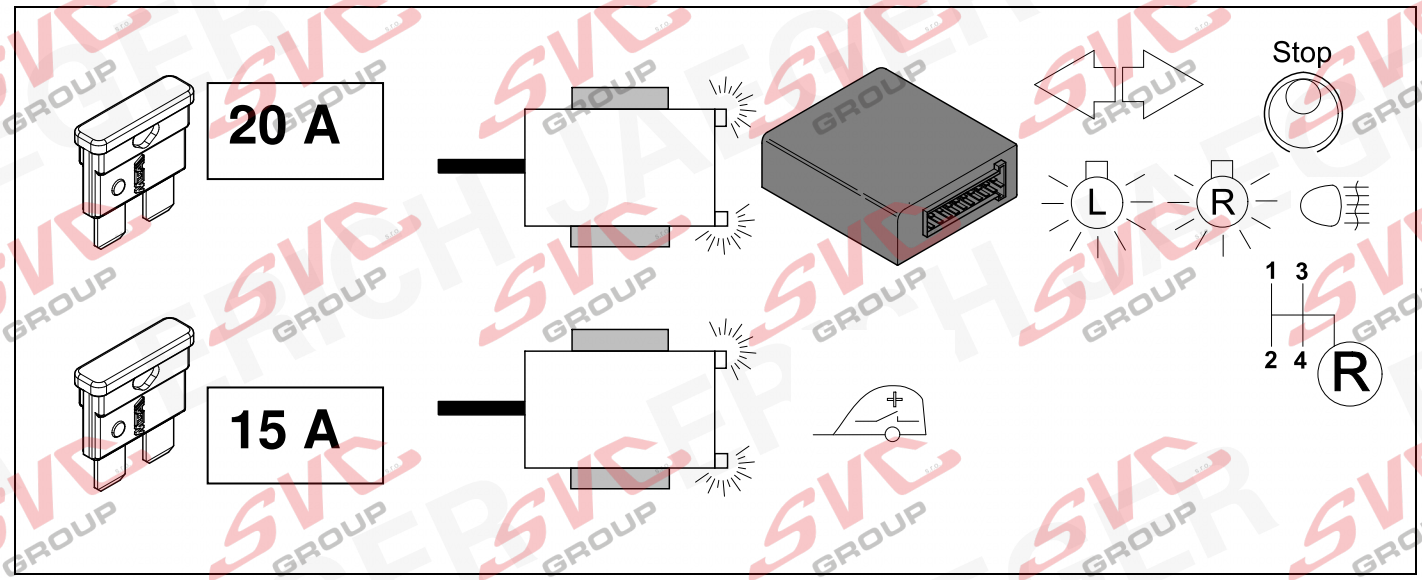



© Erich Jaeger GmbH + Co. KG, Straßheimer Str.10, D-61169 Friedberg,
Tel.: +49 (0) 6031 794-444 / e-mail: ekitsupport@erich-jaeger.de

# Vehicle coding

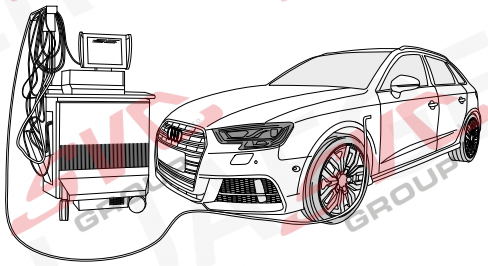

## D

**Codierung mit VCDS, bitte beachten:**

Der nachfolgend beschriebene Ablauf zur Codierung bzw. Freischaltung auf Anhängerbetrieb dient lediglich zur allgemeinen Orientierung und kann je nach Modell (Motorisierung / Ausstattung) stark variieren.
Gegebenenfalls müssen weniger oder noch weitere Steuergeräte angepaßt werden.

- **Nach dem Verbinden mit VCDS muss in der_19 (Verbauliste) das Steuergerät „69 Anhängerfunktion"** auf > codiert gesetzt werden
- **Codierung EZE_09 (Elektronisches Zentralelektrik-Steuergerät; möglicher Login 31347)**
  Diagnose / Eigendiagnose / Vernetzungsplan
  Eigendiagnose Steuergerät
  Codieren; hitch_ecu > installed;
  Bei Modellen (MJ 2017 >>) Anpassung > Kanal -Vernetzung Anhängeranschlussgerät > verbaut
- **Codierung ZKS_46 (Zentralmodul / Komfortsystem)**
  trailer monitoring > auf aktiv setzen
  trailer control unit > verbaut
- **Codierung_03 (Bremsenelektronik; Login 61378)**
  Anpassung > Kanal - Gespannstabilisierung,
  Wert auf > aktiviert setzen
- **Codierung SWA_3C (Spurwechselassistent)**
  ECU for draw bar > with ECU for draw bar
- **Codierung SCH_17 (Schalttafeleinsatz)**
  Trailer > ja
- **Codierung RFK_6C (Rückfahrkamerasystem)**
  equipment_ahk > verbaut
- **Codierung STF_74 (Fahrwerkssteuerung)**
  Anhänger > verbaut
- **Codierung EPH_76 (Einparkhilfe Steuergerät)**
  Anhänger > Anhängervorrichtung manuell abnehmbar
- **Codierung DiS_13 (Distanzregelung Steuergerät, möglicher Login 20103)**;
  Control module for towing sens > verbaut oder
  Control module for trailer recognition > verbaut
  (Byte 03 Bit 03)
- **Codierung FFF_A5 (Frontsensorik Steuergerät)**
  AAG > coded
- **Codierung HDE_6D (Heckdeckelelektronik Steuergerät)**
  Anhänger > verbaut

**Wichtiger Hinweis zu Codierung bzw. Freischaltung auf Anhängerbetrieb**

Die vorab genannten Einstellungen werden im Bordnetz des Fahrzeuges vorgenommen und lokal abgespeichert . Bei generellen Updates der Fahrzeugsoftware (beispielsweise im Rahmen von Service- oder Instandsetzungsarbeiten) können diese Einstellungen unter Umständen wieder überschrieben und gelöscht werden. In diesem Fall muss die Freischaltung auf Anhängerbetrieb nach dem Update noch einmal lokal aktualisiert werden. Diagnosehinweise in Bezug auf Anhängerbetrieb, die bei Soll-/Ist- Vergleichen mit den im Herstellerwerk hinterlegten Daten auftreten können, liegen ggf. der lokalen Freischaltung zu Grunde.

## GB

**Coding with VCDS, please note:**

The procedure described below for encoding and enabling the trailer mode only serves for a general orientation and can vary greatly depending on the model (motorisation / equipment). If necessary less or further control units will have to be adapted.

- **After connecting to VCDS, the "69 trailer function" controller** has to be set to encoded **in the _19 installation list.**
- **Coding EZE_09 (electronic central electric controller; Login 31347)**
  Diagnosis / Networking plan / Controller self-diagnosis
  encode hitch_ecu > installed
  Vehicles from (MJ 2017>>) adjustment > channel -integration trailer control unit > installed
- **Coding ZKS_46 (Central module convenience system)**
  trailer monitoring > put on active trailer control unit > installed
- **Coding_03 (Brake Electronics; Login 61378)**
  Adjustment > channel - trailer stabilization,
  change value to > active
- **Encoding SWA_3C (Lane Change Assist)**
  ECU for draw bar > with ECU for draw bar
- **Encoding SCH_ 17 (Dash panel insert)**
  Trailer > yes
- **Encoding RFK_6C (reverse camera system)**
  equipment_ahk > installed
- **Encoding STF_74 (chassis control system)**
  Trailer > installed
- **Encoding EPH_76 (PDC controller)**
  Trailer > trailer device can be removed manually
- **Encoding DiS_13 (controler distance control, possible Login 20103)**
  Control module for towing sens > installed or
  Control module for trailer recognition > installed
  (Byte 03 Bit 03)
- **Encoding FFF_A5 (front sensor system controller)**
  AAG > coded
- **Encoding HDE_6D (boot lid electronics controller)**
  Trailer > installed

**Important note on encoding and activating in trailer mode**

The aforementioned settings are carried out in the vehicle's electrical system and saved locally. During general updates for the vehicle software (for example, within the scope of service or repair work) the settings may be overwritten and deleted under certain circumstances. At this case, the trailer mode activation has to be updated again locally after the update. Diagnostic information relating to the trailer mode that may appear during variance comparisons with the data saved in the manufacturer's works, may form the basis of the local activation


© Erich Jaeger GmbH + Co. KG, Straßheimer Str.10, D-61169 Friedberg,
Tel.: +49 (0) 6031 794-444 / e-mail: ekitsupport@erich-jaeger.de

# Vehicle coding

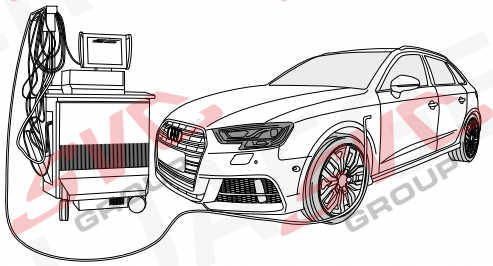

## F

**Codage avec VCDS, attention:**
La procédure de codage ou d'activation du fonctionnement avec remorque décrite cidessous sert uniquement d'orientation générale et peut varier fortement d'un modéle a l'autre (motorisatio n I équipement). Le cas échéant, il peut s'avérer nécessaire d'adapter moins ou d'autres dispositifs de commande.

- **Une fois la connexion avec VCDS établie, mettre l'appareil de commande «69 fonctionnement** avec remorquen sur «codén dans **19 la liste d'assemblage théorique**
- **Codage EZE_09 (appareil de commande de la centrale électrique électronique; Login 31347)**
  Diagnostic / Pian de mise en réseau / Autodiagnost ic appareil de commande, codage hitch_ecu > installed; Véhicules depuis (MJ 2017 >>) Ajustement > canal - intégration de l'unité de remorque > installée
- **Codage ZKS_46 (Systéme de commodité de module Central)** trailer monitoring > mettre actif trailer control unit > monté
- **Codage_03 (Electronique de freinage; Login 61378)**
  Ajustement > canal – stabilisation de la remorque, valeur sur > activé
- **Codage SWA_3C (l'aide au changement de voie)**
  ECU for draw bar > with ECU for draw bar
- **Codage SCH_17 (tableau de commande insert)**
  Remorque > oui
- **Codage RFK_6C (Systéme de caméra de recul)**
  equipment_ahk > monté
- **Codage STF_74 (Systéme de commande de chassis)**
  Remorque > monté
- **Codage EPH_76 (aide au stationnement appareil de commande)**
  Remorque > dispositif de remorque; démontable a la main
- **Codage DiS_13 (régulateur de distance appareil de commande, possibilité Login 20103**)
  Control module for towing sens > monté ou
  Control module for trailer recognition > monté
  (Byte 03 Bit 03)
- **Codierung FFF_A5 (capteurs avant appareil de commande)** AAG > coded
- **Codage HDE_6D (appareil de commande de l'électronique du hayon électrique)**
  Remorque > monté

**Remarque importante sur le codage ou sur l'activation du fonctionnement avec remorque**
Les réglages mentionnés ci-dessus sont effectués dans le réseau de bord du véhicule et sauvegardés localement. Lors des mises a jour générales du logicieldu véhicule (par exemple dans le cadre de travaux de maintenance ou de réparation) , ces réglages peuvent dans certaines circonstances ětre écrasés et supprimés. Dans ce cas, l'activation dufonctionnement avec remorque doit ětre a nouveau actualisée localement aprés la mise a jour. L'activationlocale peut le cas échéant ětre causées par des remarques de diagnostic relatives au fonctionnement avec remorque susceptib les d'ětre générées lors de la comparaison entre valeurs théoriques/valeurs réelleseffectuée avec les valeurs *conservées dans l'usine du constructeur..*

## I

**Codifica con VCDS, attenzione:**
Esercizio rimorchio descritto qui di seguito serve esclusivamente come orientamento generale e puó variare radicalmente a seconda del modello (motorizzazione / dotazione). É possibile che meno o altre centraline debbano essere adeguate.

- **Dopo la connessione con VCDS, nella lista. _19 d'installazione nominale la centrahna 69 Funzione rimorchio"** deve essere codificata.
- **Codifica EZE_09 (centralina del sistema elettrico centrale elettronico; Login 31347)**
  Schema di collegamento in rete / Autodiagnosi / centralina / codifica > hitch_ecu > installed
  Veicolo da (MJ 2017>>) Regolazione ->canale-integrazione centralina rimorchio ->installata
- **Codifica ZKS_46 (Sistema di convenienza di modulo centrale)**
  trailer monitoring > attivare / trailer control unit > installato
- **Codifica _03 (Frenatura elettronica; Login 61378)**
  Regolazione > canale – stabilizzazione rimorchio, cambio valore su > attiv
- **Codifica SWA_3C (Cambio corsia Assist)**
  ECU for draw bar > with ECU for draw bar
- **Codifica SCH_ 17 (Inserto cruscotto)**
  Trailer > si
- **Codifica RFK_6C (sistema di telecamere retromarcia)**
  equipment_ahk > installato
- **Codifica STF_74 (sistema di controllo del telaio)**
  Rimorchio > installato
- **Codifica EPH_76 (centralina ausilio di parcheggio)**
  Rimorchio > dispositivo rimorchio rimovible manualmente
- **Codifica DiS_13 (centralina regolazione distanza, possibile Login 20103)**
  Control module for towing sens > installato o
  Control module for trailer recognition > installato
  (Byte 03 Bit 03)
- **Codifica FFF_A5 (centralina sensori frontali)**
  AAG > coded
- **Codifica HDE_6D (centralina sistema elettronico coperchio portabagagli)**
  Rimorchio > installato

**Avvertenza importante per la codifica_ o. l'attivazione per funzionamento con rimorchio**

Le impostazioni indicate in precedenza vengono effettuate nella rete di bordo del veicolo ememorizzate localmente. Nel caso di update generalidei software del veicolo (ad esempio n_ell'ambito d_ei lavori di assistenza e messa a punto), in part1colan circostanze é possibile sovrascrivere e cancellare nuovamente queste impostazioni. In questo caso dopo l'update deve essere nuovamente aggiornata localmente l'attivazione per funzionamento con rimorchio. Le avvertenze di diagnosi in riferimento al funzionamento con rimorchio , generate durante una comparazione dei valori nominali/effettivi con i dati inseriti in fabbrica dal costruttore , potrebbero dipendere dall'attivazione locale


© Erich Jaeger GmbH + Co. KG, Straßheimer Str.10, D-61169 Friedberg,
Tel.: +49 (0) 6031 794-444 / e-mail: ekitsupport@erich-jaeger.de

# Vehicle coding

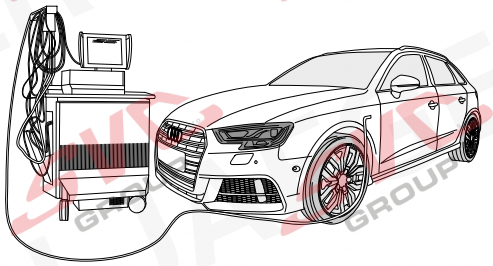

## E

**Codificación de noc VCDS, por favor, tener en cuenta**

El proceso descrito codificación para la codificación y/o habilitación para el servicio con remolque sólo sirve para una orientación general y puede variar considerablemente dependiendo del modelo (motorización/equipamiento). En caso dado puede que tengan que adaptarse menos u otros reguladores.

- **Después de haber establecido la conexión con VCDS** se deberá ajustar el **controlador 69 función de remolque" en _19 la lista de dispositivos a codificar**
- **Codificación EZE_09 (controlador del sistemaeléctrico central electrónico; Login 31347)**
  Esquema de interconexión / Autodiagnosis del controlador
  Codificación hitch_ecu > installed;
  Vehículos desde (MJ 2017 >>) Adaptación -> canal - integración de la unidad de remolque -> instalada
- **Codificación ZKS_46 (Sistema de confort de módulo central)** trailer monitoring > poner en activo trailer control unit > montado
- **Codificación _03 (Frenos Electrónica; Login 61378)**
  Adaptación > canal - estabilización del remolque, valor en > activado
- **Codificación SWA_3C (asistente de carnbio de caml)**
  ECU for draw bar > with ECU for draw bar
- **Codificación SCH_17 (Cuadro de instrumentos)**
  Trailer > si
- **Codificación RFK_6C (sistema de cámara de reversa)**
  equipment_ahk > montado
- **Codificación STF_74 (sistema de control de chasis)**
  Remolque > montado
- **Codificación EPH_76 (controlador del sistema de ayuda al aparcamiento)** desmontable a mano
- **Codificación DiS_13 (controlador del sistema de regulación de distancia, Login de acceso posible 20103)**
  Control module for towing sens > montado o
  Control module for trailer recognition > montado
  (Byte 03 Bit 03)
- **Codificación FFF_A5 (controlador del sistema de sensores trontales)** AAG > coded
- **Codificación HDE_6D (controlador del sistema electrónico de la puerta del maletero)**
  Remolque > montado

**Nota importante sobre la codificación y/o habilitación del modo remolque**

Los ajustes anteriormente mencionados se llevan a cabo en el sistema eléctrico de a bordo y se guardan de forma local. Al realizar actualizaciones generales de software del vehículo (por ejemplo con motivo de trabajos de mantenimiento o reparación) es posible que estos ajustes se vuelvan a borrar y sobrescribir. En tal caso se deberá volver a actualizar la habilitación del modo remolque de forma local después de la actualización. Los avisos de diagnosis relacionados con el modo remolque, que puedan aparecer en caso de comparación de datos teóricos/reales con los datos depositados en la fábrica, se pueden deber a la habilitación local

## NL

**Codering met VCDS, let op a.u.b.:**

Het hieronder omschreven proces voor de codering van de aanhangwagen functie dient uitsluitend ter algemene oriëntatie en kan afhankelijk van model (motorisering / uitvoering) sterk variëren. Indien nodig, moeten mindere of andere besturingsapparaten worden aangepast.

- **Na aansluiting met het on board diagnostisch systeem VCDS moet in de _19 installatie lijst, de regeleenheid '69- aanhangwagenfunctie' worden ingesteld alszijnde 'gecodeerd'.**
- **Codering EZE_09 (Aansturingsapparaat voor .de elektronische centrale elektriciteitsvoorziernng; Login 31347)**
  Diagnose Aansluitingsdiagram / Zelfdiagnose van de controller / Coderen hitch_ecu > installed
  Voertuigen vanaf (MY 2017>>) Wijziging – kanaal Integreren trailer controle unit – geinstalleerd
- **Codering ZKS_46 (Centrale module gemak systeem)**
  trailer monitoring > gezet op actief trailer control unit > ge'installeerd
- **Codering _03 (Rem electronica; Login 61378)**
  Wijziging > Kanaal – trailer stabilisatie, wijzig waarde naar > actief
- **Codering SWA_3C (Rijstrookwisselhulp)**
  ECU for draw bar > with ECU for draw bar
- **Codering SCH_ 17 (Inzetstuk Dash)**
  Trailer > ja
- **Codering RFK_6C (achteruitrijcamera systeem)**
  equipment_ahk > geinstalleerd
- **Codering STF_74 (chassis controlesysteem)**
  aanhanger > geïnstalleerd
- **Codering EPH_76 (controller parkeersysteem)**
  aanhanger > aanhangerunit handmatig loste koppelen
- **Codering DiS_13 (controller automatische afstandscontrole, mogelijke Login 20103)**
  Control module for towing sens > geïnstalleerd of
  Control module for trailer recognition > geïnstalleerd
  (Byte 03 Bit 03)
- **Codering FFF_A5 (controller sensoren voorzijde)**
  AAG > coded
- **Codering HDE_6D (controller achterklepelectronica)**
  Aanhanger > ge'installeerd

**Belangrijke aanwijzing voor het coderen, dan wel deblokkeren van het anhangerbesturingssysteem**

De eerder genoemde instellingen worden uitgevoerd op de boordcomputer van uw voertuig en ze worden lokaal opgeslagen. Het is echter mogelijk dat bij een algemene update van uw voertuigsoftware (bijvoorbeeld in het kader van een servicebeurt Of tijdens herstelwerkzaamheden ) uw instellingen onder bepaalde omstandigheden worden overgeschreven dan wel gewist. In dat geval moet de deblokkenng van het aanhangerbesturingssysteem na de update nog een keer lokaal worden geactualiseerd. Eventueel kunnen er diagnostische instructies/meldingen ten aanzien van het aanhangerbesturingssysteem worden gegenereerd door het feit dat er lokaal wordt gedeblokkeerd - die situatie kan zich voordoen wanneer de fabrieksinstellingen worden gebruikt in vergelijkingen tussen een actuele en een gewenste situatie


© Erich Jaeger GmbH + Co. KG, Straßheimer Str.10, D-61169 Friedberg,
Tel.: +49 (0) 6031 794-444 / e-mail: ekitsupport@erich-jaeger.de

## 47

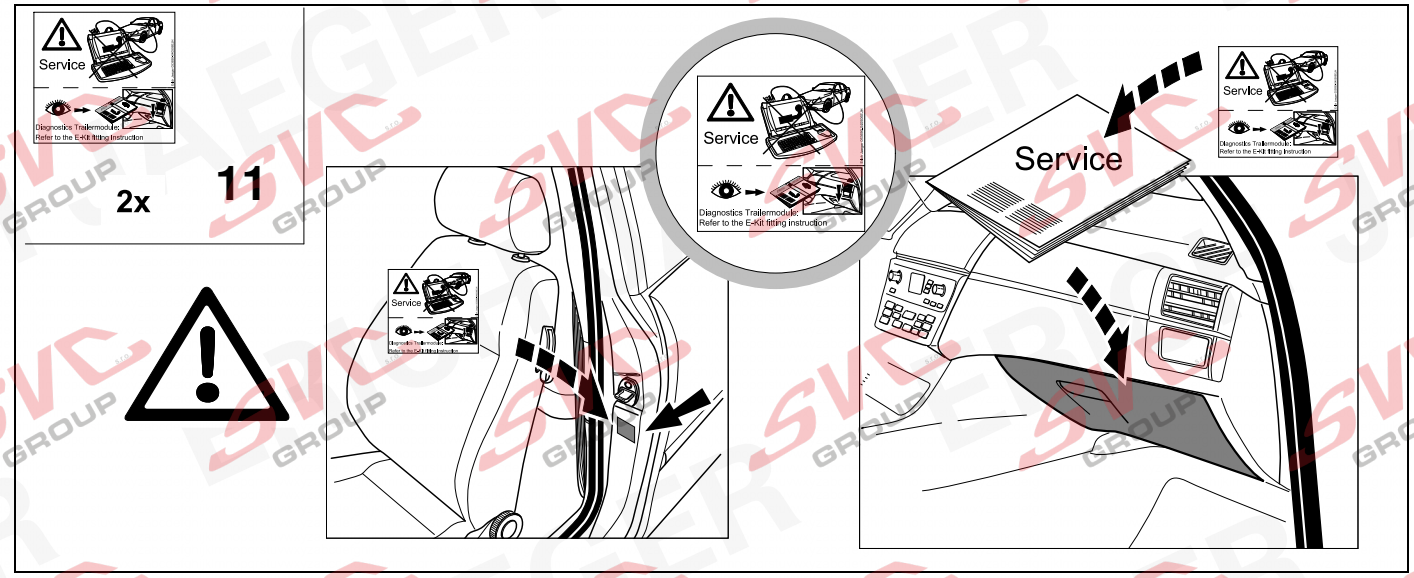


## 48

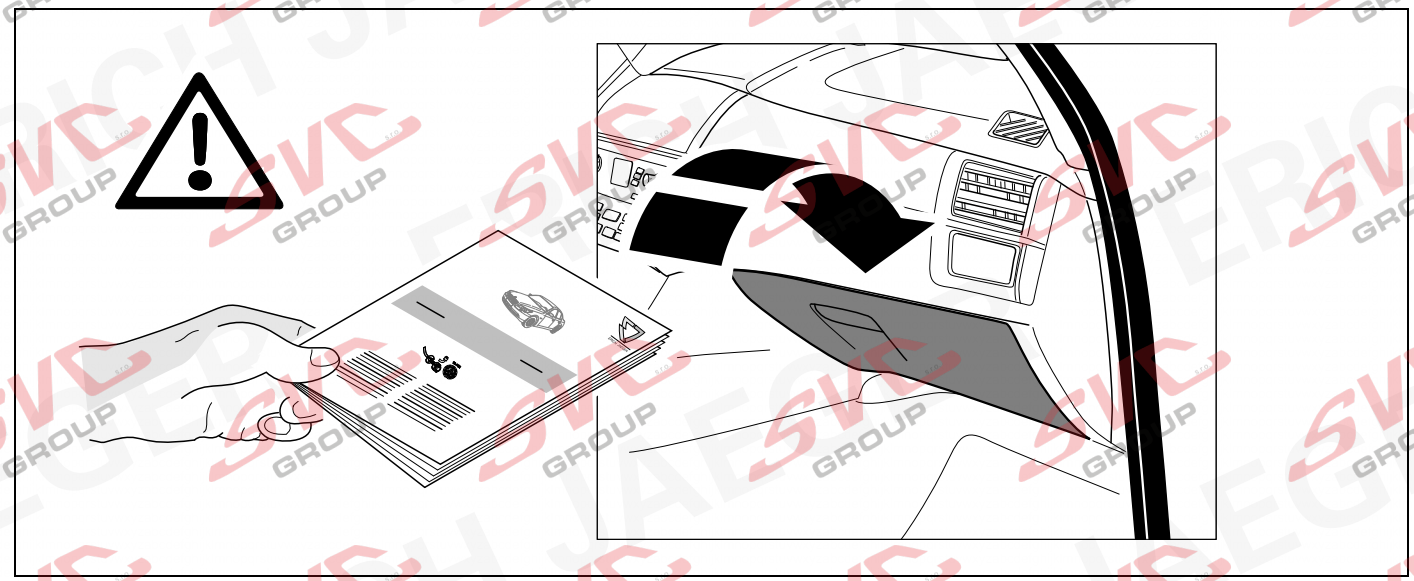


© Erich Jaeger GmbH + Co. KG, Straßheimer Str.10, D-61169 Friedberg,
Tel.: +49 (0) 6031 794-444 / e-mail: ekitsupport@erich-jaeger.de

## Operation support

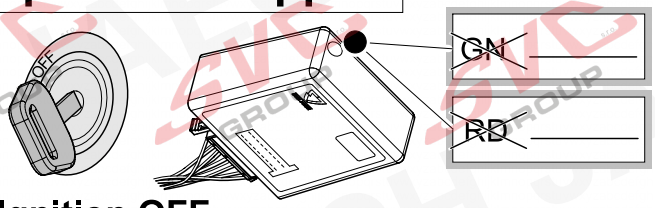


No CAN-Data = Standby / Sleepmode

Ignition OFF




Ignition ON




Ignition ON

## Failure support

Check CAN-Data Wire




Ignition ON

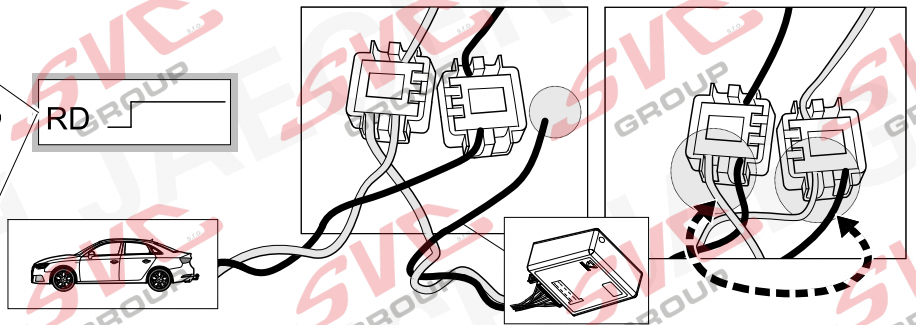

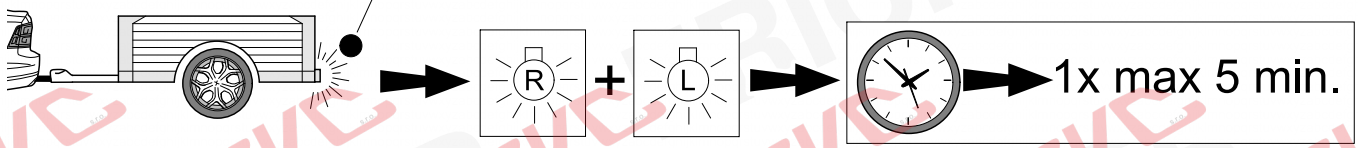


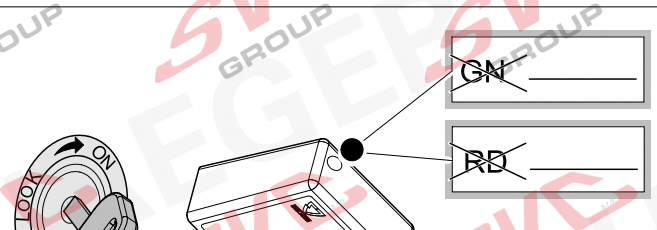


Ignition ON

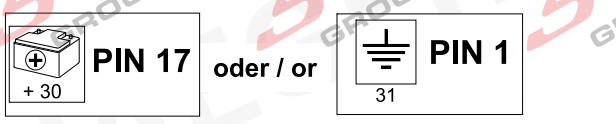


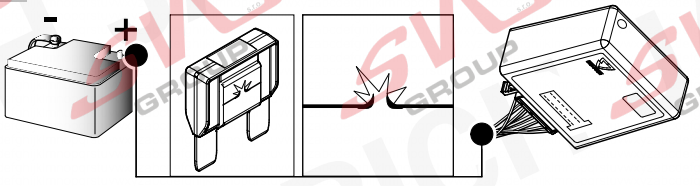



© Erich Jaeger GmbH + Co. KG, Straßheimer Str.10, D-61169 Friedberg,
Tel.: +49 (0) 6031 794-444 / e-mail: ekitsupport@erich-jaeger.de

© Erich Jaeger GmbH + Co. KG, Straßheimer Str.10, D-61169 Friedberg,
Tel.: +49 (0) 6031 794-444 / e-mail: ekitsupport@erich-jaeger.de

**D**
Änderungen bezüglich Konstruktion, Ausstattung Farbe sowie Irrtum vorbehalten.
Angaben und Abbildungen unverbindlich

**GB**
Subject to change in terms of construction, equipment and colour, and may contain errors.
The information and illustrations are non-binding.

**F**
Sous réserve de modifications de la construction, de équipement, de la couleur et sous réserve d'erreurs. Les indications et les illustrations sont sans engagement.

**NL**
Wijzigingen met betrekking tot constructie, uitvoering en kleur evenals vergissingen voorbehouden. Gegevens en afbeeldingen niet bindend.

**DK**
Ændringer med hensyn til konstruktion, udstyr, farver samt fejl forbeholdes.
Oplysninger og illustrationer er uforpligtende.

**N**
Endringer angående konstruksjon, utstyr, farge og feiltagelse forbeholdes.
Opplysninger og illustrasjoner uforbindtlig.

**S**
Med reservation för ändringar vad det gäller konstruktion, utrustning, färg samt för misstag. Uppgifterna och bilderna är inte bindande.

**FIN**
Pidätämme oikeuden rakennetta, varustusta, väriä koskeviin sekä erehdyksestä johtuviin muutoksiin. Tiedot ja kuvat eivät ole sitovia.

**I**
Con riserva di modifiche relative a progettazione, dotazione, colore ed errori.
Le indicazioni e figure sono fornite sensa impegno.

**E**
Reservadas las modificaciones respecto a diseño, equipamiento, color, así como error. Indicaciones y figuras sin compromiso.

**P**
Reservamos o direito de alterações relativamente ao desenho, equipamento, cor, bem como de erro. Os dados e as gravuras não implicam compromisso da nossa parte.

**GR**
Διατυπώνουμε κάθε επιφύλαξη ως προς αλλαγές σε σχέση με κατασκευή, εξοπλισμό, διαρρύθμιση, χρωματισμούς και λάθη παραδρομής.

**CZ**
Změny, týkající se konstrukce, vybavení, barvy, jakož i omyly jsou vyhrazeny.
Údaje a vyobrazení jsou nezávazné.

**PL**
Zastrzega się prawo do zmian dot. konstrukcji, wykończenia, kolorystyki oraz pomyłek.
Dane i ilustracje niewiążące.

**TR**
Tasarım, donanım ve renk bakımından değişiklik yapma hakkı ve hata ve eksiklik mahfuzdur. Veriler ve resimler bağlayıcı değildir.

**H**
A szerkezet, a kivitel és a szín változtatása, valamint a változások joga fenntartva.
Az adatok és az ábrák nem kötelelző érvényűek.

**HR**
Pravo promjena u svezi konstrukcije, opreme, boje kao i zabune oridžavamo.
Podaci i ilustracije su neobavezne.

**BUL**
Запазени права по отношение на конструкцията, обзавеждането, цвета и грешки.
Данните и изображенията не са обвързващи.

**RO**
Ne rezervăm dreptul unor modificări ale construcţieu, dotării, culorii şi dreptul la erori
Datele indicate şi imaginile sunt orientative.

**RU**
Права на внесение изменений относительно конструкции, оснащения, окраски, а также на ошибки сохраняются. Данные и иллюстрации имеют примерный характер.

**LT**
Pasiliekama konstrukcijos, įrangos bei reikmenų, spalvos pakeitmų ir klaidų teisė.
Duomenys ir ilistracijos neįpareigojantys.

**LV**
Tiek paturētas tiesības uz konstrukcijas, iekārtu, krāsu izmaiņam, kā arī kļūdīšanos.
Dati un attēli bez saistībām.

**EST**
Konstruktsiooni, varustuse ja vœrvi osas muudatused ning eksimine lubatud.
Andmed ja joonised on mittesiduvad.

**SLO**
Zadržana pravica do sprememb glede konstrukcije, opreme, barve ter pomote.
Podatki in slike so neobvezne.

**SK**
Zmeny, ktoré sa týkajú konštrukcie, vybavenia, farby, ako aj omyly sú vyhradené.
Údaje a zobrazenia sú nezáväzné.

**ERICH JAEGER Artikelnummer:**
**ERICH JAEGER part number:** **311069**

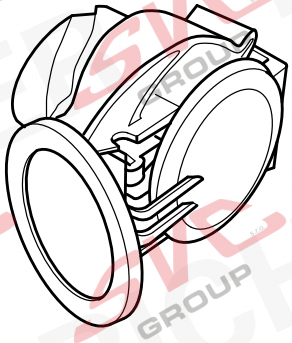

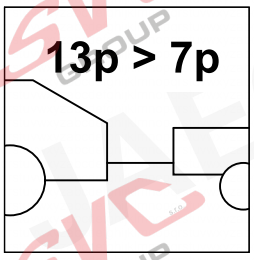



© Erich Jaeger GmbH + Co. KG, Straßheimer Str.10, D-61169 Friedberg,
Tel.: +49 (0) 6031 794-444 / e-mail: ekitsupport@erich-jaeger.de

Nevíte si rady? Potřebujete poradit?

# Náš zakaznický servis je vám k dispozici


+420 491 421 021

svc@svcgroup.cz

Opravdový specialista a Certifikovaný výrobce tažných zařízení s největším sortimentem v ČR. Rodinná firma s více jak 30letou ověřenou tradicí výroby, prodeje a montáže.

**www.svcgroup.cz**